DIGIEVER

IP Video Surveillance Solutions

MADE IN TAIWAN

NDAA Compliant

intel inside

4K UHD H/W DECODE

64CH REAL-TIME

H.265 SUPPORT

DECODE

Compatible Camera Brands and Technical Alliance Partners

Compatible UPS Brands

Compatible Access Control Brands

Technical Alliance

Table of Contents

Company Overview 01
Compatible Network Camera Brands and Partners 02
Table of Contents 03
DIGIEVER IP Video Surveillance Architecture 04
PC-less Linux Standalone NVR Structure 06
DG-Decode: DIGIEVER Hardware Decode Technology 08
People Counting Solution 10
Automatic Number Plate Recognition Solution 12
Feature: DIGIEVER NVR 14
Feature: Failover Server 28
Feature: Backup Server 30
Feature: iSCSI Server 31
Feature: DIGIARRAY 32
Feature: Mobile NVR 33
Feature: DIGIEVER CMS 34
Feature: Streaming Server 42
Feature: Video Wall Station 43
Feature: DIGIMobile V2 44
Feature: Industrial PoE Switch 45
Specification: H.265 UHD Series & Mobile NVR 47
Specification: Failover Server & Backup Server 48
Specification: iSCSI Server & DIGIARRAY 49
Specification: DIGIEVER CMS 50
Specification: Streaming Server & Video Wall Station 51
Specification: Enterprise PoE Switch 52

DIGIEVER

DIGIEVER is a leading company dedicated to providing high quality and outstanding performance of IP video surveillance solutions. DIGIEVER takes DIGIEVER NVR, Linux-embedded network video recorder, as the core and develops relative video surveillance product lines, to satisfy increasing video surveillance requirements in the world.

DIGIEVER's comprehensive NVR products have been successfully distributed through worldwide channel partners that cross five continentals.

DIGIEVER IP Video Surveillance Solutions Architecture

CMS-Server
Manage DIGIEVER NVRs

DIGIEVER NVR
Camera recording, monitoring, playback and management

Failover Server
Take over DIGIEVER NVR for emergency

Backup Server
Centrally backup IP cameras from diverse DIGIEVER NVRs

DIGIARRAY
Directly backup videos via eSATA with no limitation of network bandwidth
Storage expansion for extra storage needs

iSCSI Server
Storage expansion for DIGIEVER NVR

NVR Edge Backup
Simultaneous recording and mutual backup solution

Video Recording and Management

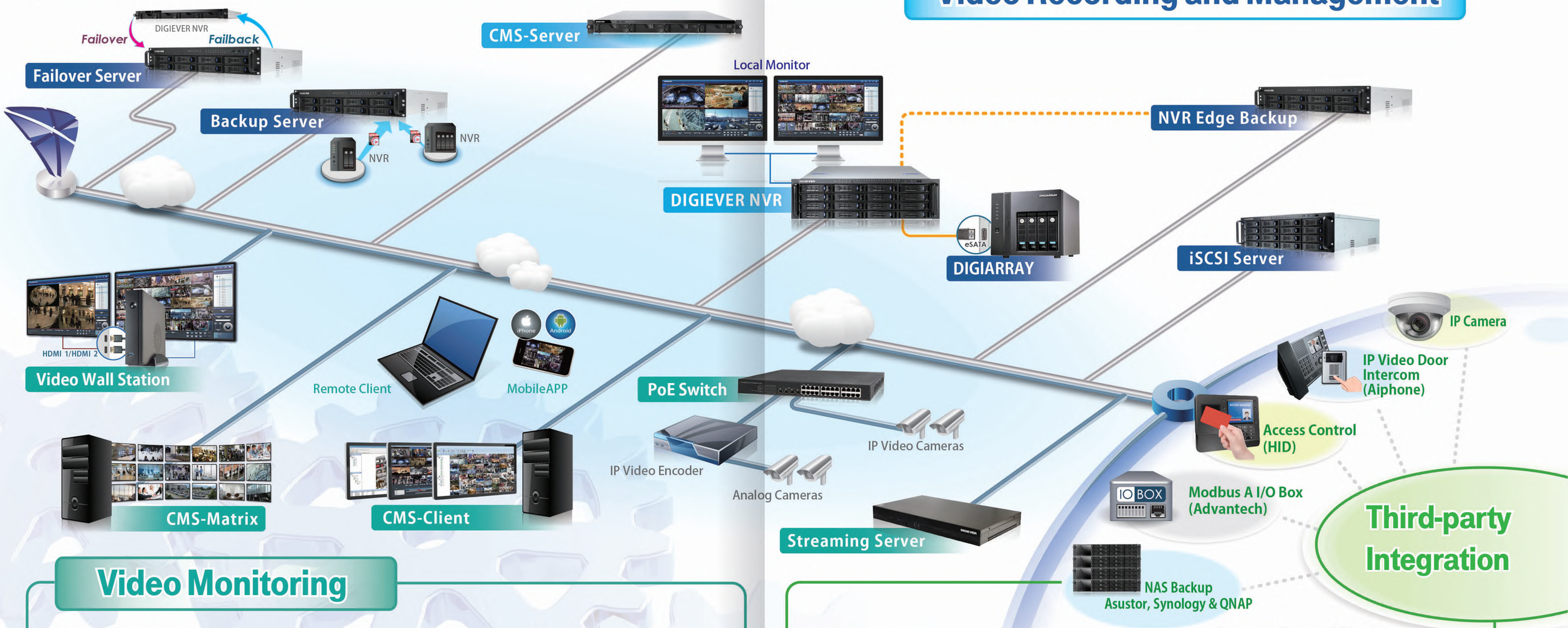

Video Monitoring

Local Monitor
PC-less monitoring via NVR's HDMI/ VGA connector

Remote Client & MobileAPP
Remotely monitor DIGIEVER NVRs via PC and iOS/ Android device

Video Wall Station
Monitor and playback for secondary control room

CMS-Client
Centralized NVR and configure CMS-Matrix

CMS-Matrix
Large-scale video wall central monitoring

Streaming Server
Duplicate camera streaming for remote access and monitoring

PoE Switch
Able to be configured via DIGIEVER NVR

IP Camera
Integrated with hundreds camera brands and thousands models

IP Video Door Intercom System
Support Aiphone IP video door intercom system
Solidly control your visitors and record their visiting videos

Access Control Device
Integrate HID access control
Centrally guard your entrance

Modbus A I/O Box
Support Modbus analog I/O- digital I/O boxes
Smart Environment Control

NAS Backup
Remote backup to NAS

All-in-one Standalone NVR Solutions

Real-time Local Display

- 4K UHD hardware decode performance
- Up to 64 channels realtime local display
- Dual display to monitor different liveview screens on two monitors

Storage Expansion Box

- Multi-volume storage management
- Hardware RAID with HDD Hot-swap design
- Expand up to 64TB with 4HDDs per DIGIARRAY

CMS / Video Wall

- Up to 1024 channels via CMS-Client
- Up to 144 channels per monitor via CMS-Matrix
- 5 levels of user privilege management to set up security for users in a variety of ways

Remote Monitoring

All-in-one Standalone NVR Solutions

- Built-in NVR server
- Built-in Mini-CMS server
- Built-in failover server
- Built-in NVR relay server
- Integrated access control server
- Integrated Modbus A/IO-D/IO box server
- Integrated IP Video Door Intercom Server
- Built-in NVR backup server
- Built-in DHCP server
- Built-in NTP server
- Built-in SNMP server

Intranet
Internet

Uninterruptible Power Supply 24/7 service UPS

Video Wall Station

- 4K UHD hardware decode performance
- Up to 64 channels local monitoring
- Dual display to monitor different liveview screens on two monitors



Mini-CMS Server Monitoring

- Up to 256 channels
- Simultaneously monitor other remote NVR sites

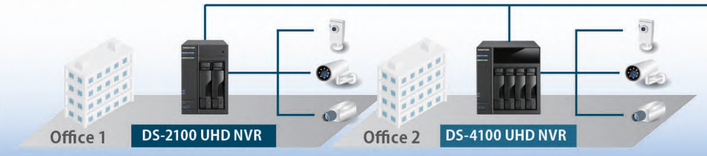

iSCSI Server

- N+M storage expansion architecture
- Directly playback its video on DIGIEVER NVR
- One iSCSI server supports up to 3 NVRs

NVR Backup Server

- Freely define the backup schedule of each camera
- Intuitively playback video on backup server

Integrated IP Video Door Intercom Server

- Centrally control multiple sites of door stations
- Always recording: Record the video captured from door station
- Event recording: Record when someone press call button

NVR Failover Server

- Check NVR and HDD status every minute
- Monitor up to 4 NVR recording servers in default (Option up to 16 NVRs)
- Failover: Take over failed NVR for monitor and recording
- Failback: NVR restores its original video recording and monitoring function

Remote Backup

- Backup important surveillance videos to NAS
- Detail backup history list for security control

NAS

Built-in SNMP Server

- Central health monitor solution for DIGIEVER NVRs
- Easily get NVR status from two methods:
  - Actively read NVR status
  - Passively receive NVR important status (SNMP trap)

Integrated Modbus A/IO-D/IO Box Server



Integrated Access Control Server

- Control up to 4 access control devices in default (Option up to 16 devices)
- Centrally manage card information
- Quick data filter and export access log from card reader

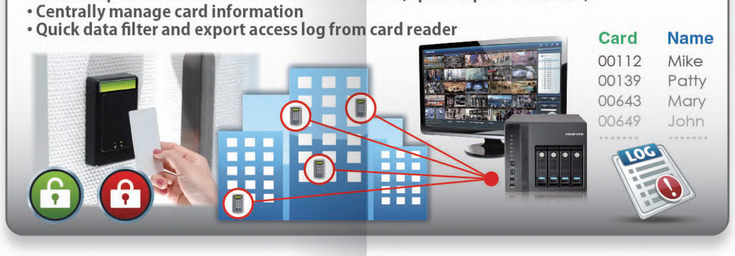

Central PoE Switch Management

- Complete PoE port information
- Easily restart IP cameras

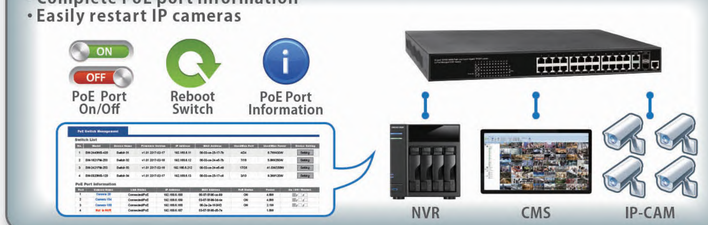

DG-Decode

Powered by Intel GPU technology, DIGIEVER develops an advanced H.265 and H.264 hardware accelerated video decoding technology, named DG-Decode, to provide an ideal surveillance solution for real-time monitoring and video playback. DG-Decode is applied on DIGIEVER product line with liveview and playback functions, including DIGIEVER NVR, DIGIEVER CMS, Failover Server, Backup Server, Video Wall Station, Streaming Server, etc.

Real-world Video Clarity

View More Details to Monitor Wizxder Area

DG-Decode helps you to experience real-world video clarity by decoding up to 4K UHD resolution with no distortion that delivers clear images and outstanding color.

- Beautifully convert the compressed digital videos from H.265, H.264 video format
- Perform accurate detail to zoom
- Better identification of suspects and criminals
- Reduce the number of cameras to cover an area
- Decrease operational costs





Remarkable Display Ability

Capture Each Moment for Identification

DG-Decode can decode up to 60 FPS video captured by cameras allowing you to easily identify rapid and continuous moving objects for applications like casino, airport, city surveillance and traffic monitoring.

- Accurately decode each frame of video to check speedy object and movement
  Eg. Vehicle's number plates, denomination of currency
- Fluent video playback for fast-moving objects by frame by frame playback
  Eg. Image of individual's face, any slight of hand actions



64ch Real-time Local Display

Real-time Monitoring to Detect and Response Threats

DG-Decode, implanted in Linux-embedded DIGIEVER systems, gives you a clear overview of all videos on a single page. Via HDMI/VGA connecter, you can have up to 64 channels real-time video monitoring to monitor your region.

- Cost-effective Linux-embedded PC-less solution
- Simultaneously display real-time streaming from 64 cameras
- Continuously keep your eyes on your areas to detect and respond to threats
- Reduce the potential losses caused from the interval of sequential monitoring

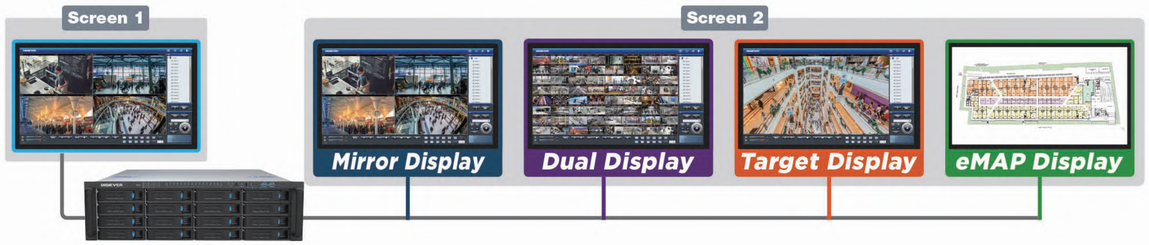

Smooth Remote Monitoring

Smoothly Remote Monitoring Anytime, Anywhere

DG-Decode performs excellent decoding technology to offer you a perfect monitoring and playback experience that can deliver amazing smooth videos by largely decrease PC's display loading.

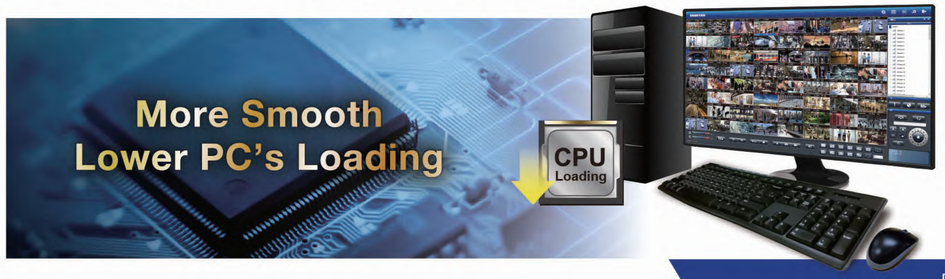

People Counting Solution with DIGIEVER NVR

Reliable and cost-efficient Linux-embedded IP video solution to optimize business and improve operation management

Real-time Monitoring

DIGIEVER NVR can display real-time counting number (enter or exit) captured from IP cameras on the bottom-left of camera image.

Users can timely obtain current traffic number for diverse purposes, such as improve your retail business (count walking-by traffic or measure in-store traffic), etc.

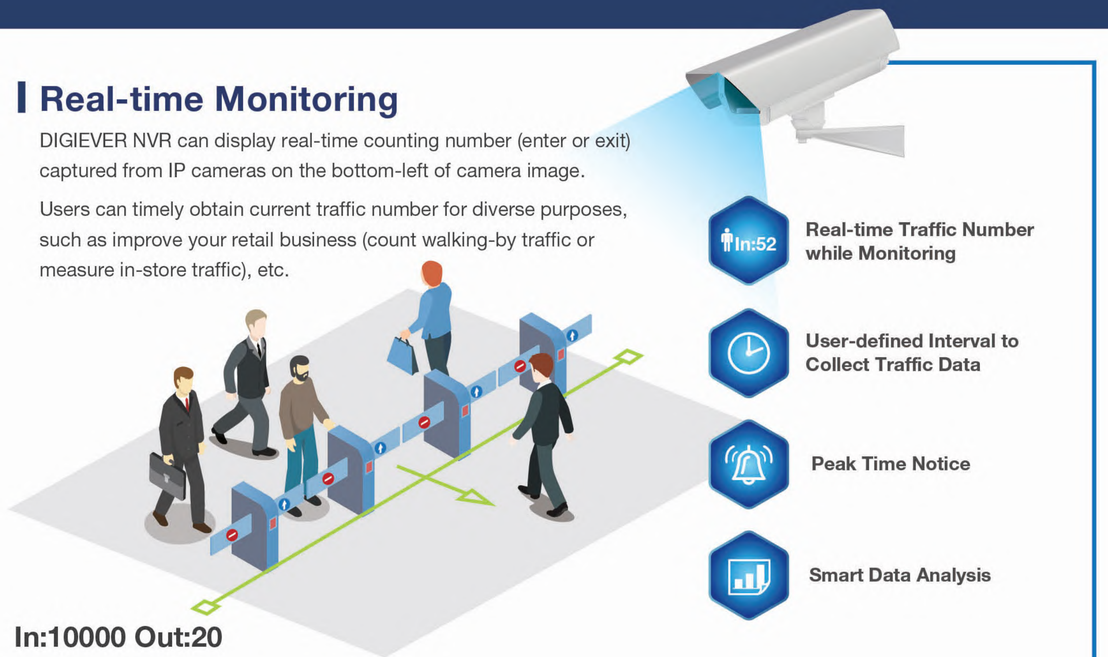

Peak Time Notice

DIGIEVER NVR can notify users of peak sales time by setting up people counting threshold notice.

Users can also trace the peak time record with accurate time, snapshot, video clip stored in NVR to adjust marketing strategy or store staff planning.

Smart Data Analysis

DIGIEVER NVR features data search allowing users to retrieve event history or to use data analysis for the entrance (one camera) or whole area (total cameras).

Users can export all data stored in DIGIEVER, including original data, analysis data and event data with snapshot or video clip.

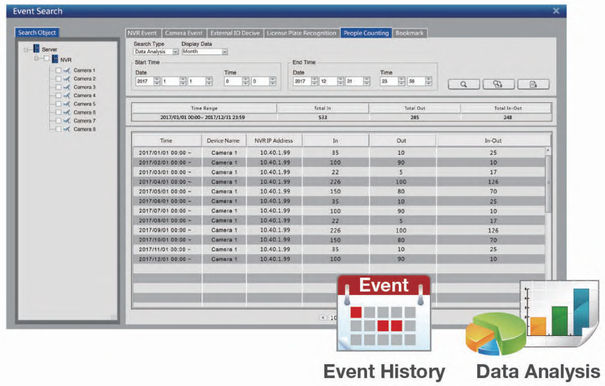

Popular Applications

DIGIEVER NVR provides a smart people counting platform solution with four main benefits that can satisfy different vertical markets and needs:

Benefit1: Maximize revenue and ensure safety

Benefit2: Easily build up database

Benefit3: Improve sales performance and operation management

Benefit4: Make data more valuable for different purposes

Parking Lot

Shopping Mall

Exhibition Mall

Restaurant

Mobile Vehicle

Automatic Number Plate Recognition Solution(ANPR/LPR)

Reliable and cost-efficient Linux-embedded IP video solution
to maximize revenue and ensure safety

Feature Highlights

- Simple setup for 24/7 real-time monitoring & detection
- Self-defined detection area
- Instant snapshots & video recording
- Intelligent data search
- Exporting video clips, snapshots & list from search result
- Fuzzy search for incompleted vehicle number
- High compatibility with diverse cameras & brands
- Dedicated ANPR/LPR channel via license purchase
- Support DS-2200 UHD series & DS-4200 UHD series

24/7 Real-time Monitoring & Detection

DIGIEVER NVR ANPR/LPR solution provides 24/7 real-time monitoring for traffic management and smartly detect car plate number from fast moving vehicles.

Smart Analysis

When the car number plate is identified, the system will take snapshots and video clips to database.
Users can analyze multiple ANPR/LPR cameras at the specified time range from data search in one time.

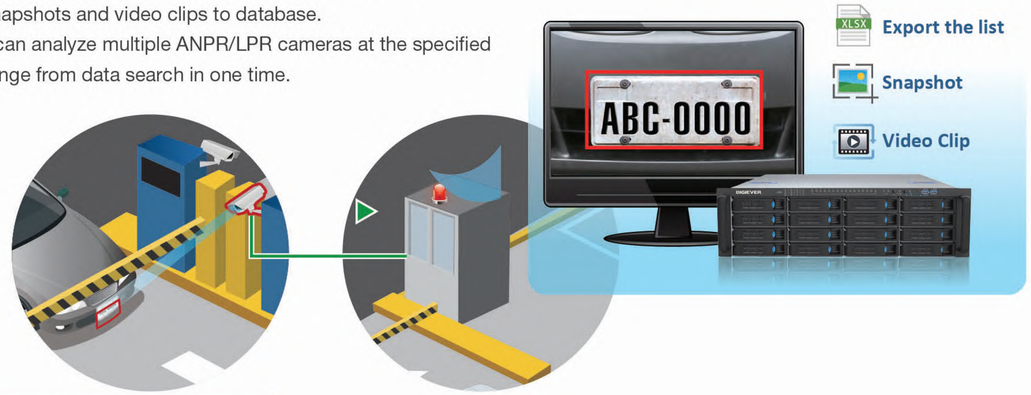

Fuzzy Search for Car Plate Recognition

For vehicle tracking purpose. DIGIEVER NVR features data search allowing users to enter license plate number to quickly find its record, snapshot and video clips. Users can input any related digit for fuzzy search if partial car number is unknown.

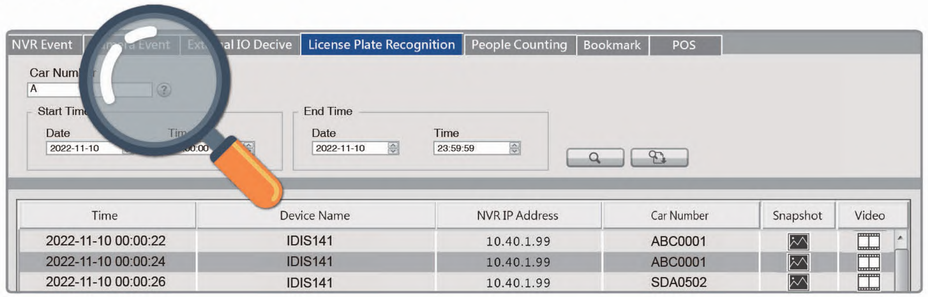

Benefits of DIGIEVER ANPR Solution

DIGIEVER ANPR/LPR solution is an ideal and smart solution for retail parks, supermarkets, private car parks and office access control as well as crime analysis for police application. It can brings 5 benefits as follows:

1. To capture high-speed images that provides greater security and accuracy than manual checks.
2. To reduce human errors through powerful data search function.
3. To provides the valuable information from historical data for future analysis or investigations.
4. To easily adopt any compatible camera from diverse brands (w/o LPR solution) for flexible integration.
5. To save personnel budget from eliminating a dedicated person on access control.

Greater Security and Accuracy
Fewer Human Errors
Data Analysis
High Compatibility
Cost Efficient

DIGIEVER NVR Monitoring

All-in-one Standalone Linux-embedded
4K Hardware Decode Network Video Recorder

Real-time Liveview Local Display

- 4K UHD hardware decode performance
- Support up to 12 megapixel IP cameras
- Display up to 64 channels real-time video per page
- Marvelous PC-less solution: 4 display modes
- Instant playback on liveview
- Smart dual stream auto switch
- Support ImmerVision panamorph dewarp
- Dewarp Panomorph IP cameras
- Support 120 FPS camera recording and monitoring
- Two-way audio via USB type sound adapter

Marvelous PC-less Solution

Via dual HDMI connectors, users can monitor two screens in 4 diverse display modes without installing extra PC. Users can swiftly build the monitor room to satisfy diverse surveillance requirements among mirror display, Dual display, Target display or eMap display.

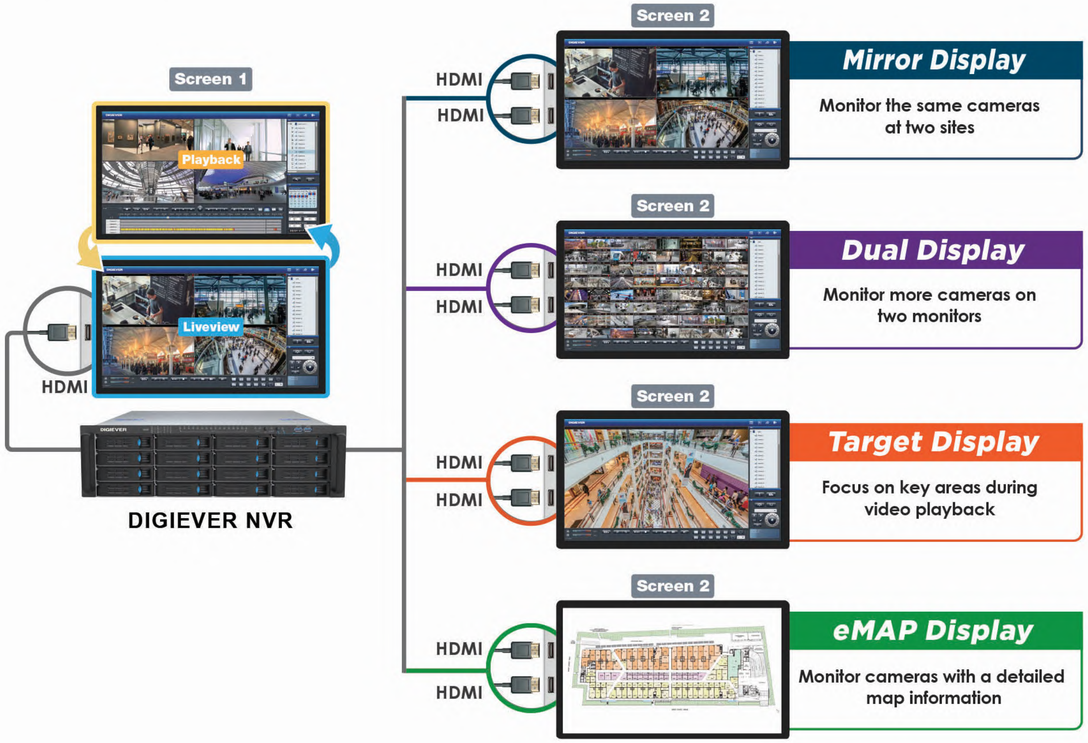

Real-time Remote Monitoring

- Mini-CMS server monitoring: Connect 256 channels
- Support 120 FPS camera recording and monitoring
- Built-in NVR relay server
- YouTube/ Facebook Live
- Multi-layer dynamic E-map (Pop-out event window, event log history, event instant playback)
- Support ImmerVision panamorph dewarp
- Support Region of Interest (ROI)
- Instant playback on liveview
- Multi-window operation
- Remote monitor and playback via independent application on Window OS

Mini-CMS Server Monitoring

Simultaneously live monitor other remote NVR sites with up to 256 channels.

YouTube/ Facebook Live

Share live videos of IP camera to the world for multiple scenarios while live streams will be saved simultaneously in DIGIEVER NVR for future usage.

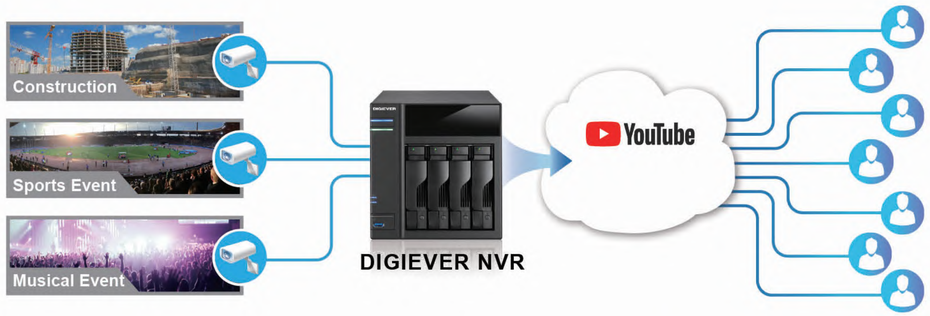

DIGIEVER NVR Playback

All-in-one Standalone Linux-embedded
4K Hardware Decode Network Video Recorder

Intuitive Multi-channel Playback

- Maximum 16-channel simultaneous playback
- Multi-NVR playback
- Time-divided search
- Smart search to quickly find key video
- Playback speed control to shorten video tracking time
- Export with OSD files and playback via 3rd party media players
- Add watermark for video export
- Digital watermark check via NVRCheck

Bookmark

Users can mark user-created events on a specific camera for a quick tracking during video playback.

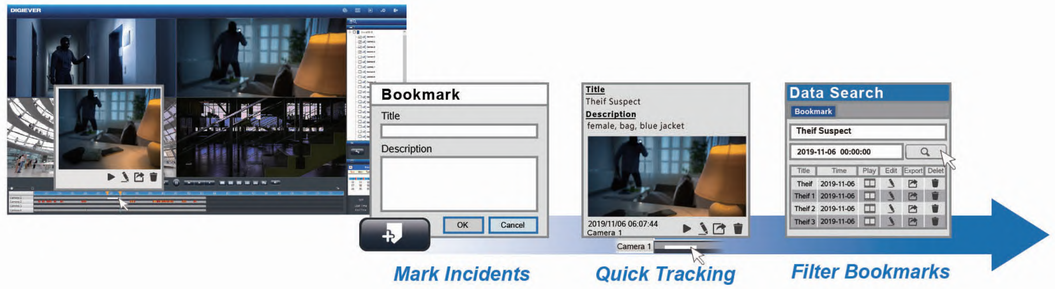

Data Search

Quickly find out key event information of six main categories and metadata from multiple DIGIEVER NVRs.

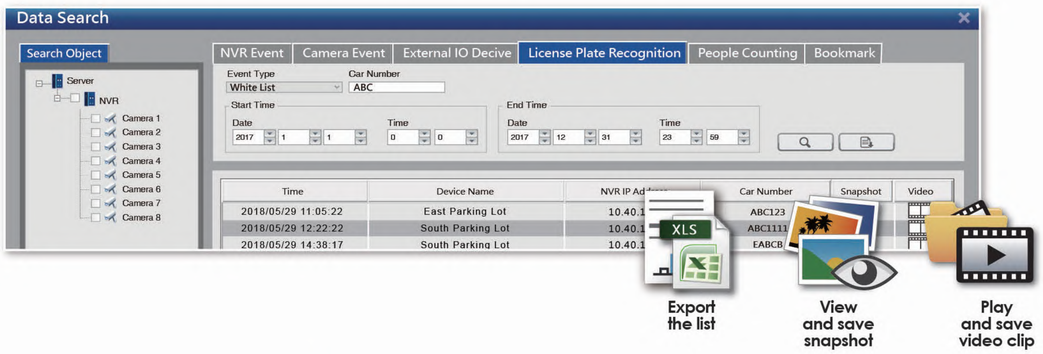

Multi-NVR Playback

Remotely playback up to 16 channels recorded videos from multiple DIGIEVER NVRs to easily track the path of moving objects in different locations.

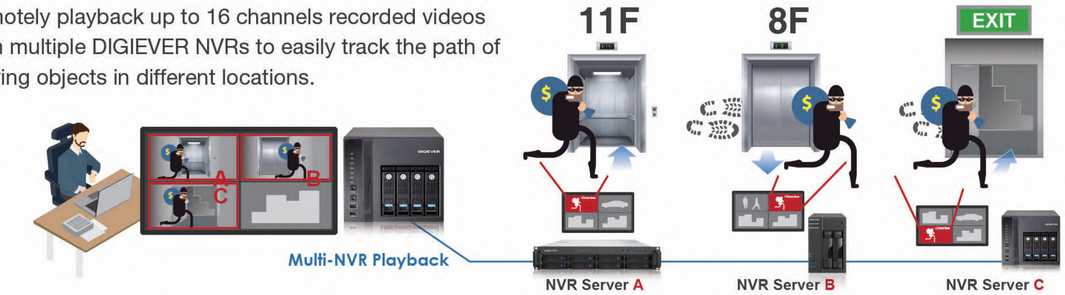

Smart Search

Without setup in advance, you can quickly find out key videos at the specific moment in five detection modes.

Time-divided Search

Shorten searching time and quickly find out suspicious objects.
Based on display mode of 2x2, 3x3 or 3x4, DIGIEVER NVR will divide the specified video into many video clips, allowing users directly playback the video clips from search result. Once finding the key moment, users can export the video clip or snapshot taken from any moments of the video clips to their computer.
*Note: 1, In 3x4 display mode (12-screen), it only takes 4 times of time-divided search for one day. 2. Retrive up to consecutive 3-day time range for time-divided search 3. the first 5 minutes of each specified video will be exported.

DIGIEVER NVR Recording

All-in-one Standalone Linux-embedded
4K Hardware Decode Network Video Recorder

Flexible Video Recording

- Up to 12 megapixel recording resolution
- Various recording modes
- Camera group recording
- Support ONVIF, generic RTSP & MJPEG to connect IP cameras
- Dual-stream recording: Recording in high resolution or lower resolution
- Diverse video compression formats: H.265, H.264, MPEG-4, MJPEG, MxPEG

Comprehensive Compatible Capability

Support hundreds of brands and thousands of cameras,
ONVIF Profile S, Generic RTSP & MJPEG

Native Integration | ONVIF | Generic RTSP | Generic MJPEG

Various Recording Modes

Users can set different recording schedules for each camera

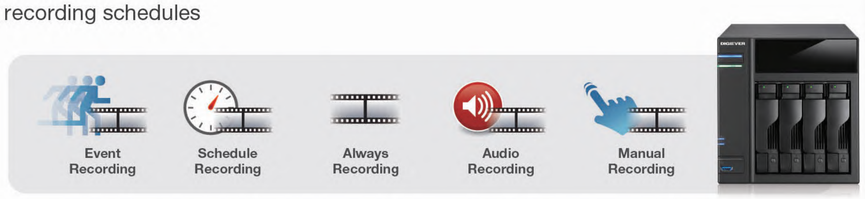

Camera Group Recording

Assign video keeping days for each camera by categorizing cameras in groups to save videos based on its importancy.

Group1 keep in 7 days

Group2 keep in 14 days

Group3 keep in 30 days

Advanced Video Recording Feature

- Event smart recording
- Schedule snapshot
- Flexible video formats: Play in NVRPlayer or in common media players
- Smart threshold & auto recycle storage management
- Multi-RAID configuration for future HDD expansion purpose
- Support iSCSI initiator to expand storage space via iSCSI Server

Event Smart Recording

Record event videos in high video quality when event is triggered; normal video will be recorded in lower video quality to keep videos for longer storage.

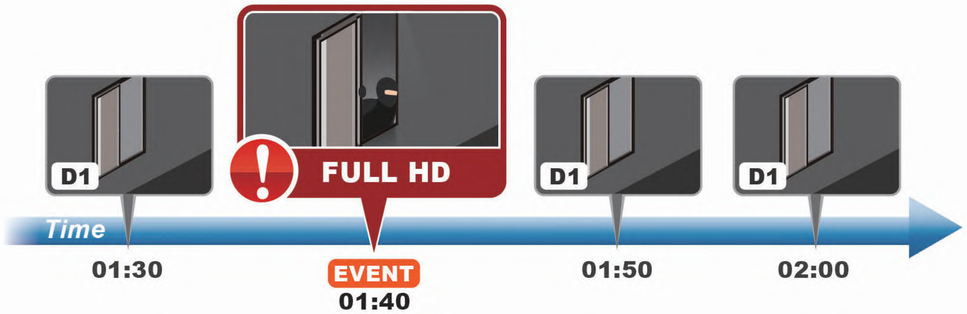

Schedule Snapshot

Record videos and take snapshots simultaneously. Easily check automatic snapshots of all selected cameras and track the trends of projects with flexible setting lists.

DIGIEVER NVR

Event Notification

All-in-one Standalone Linux-embedded
4K Hardware Decode Network Video Recorder

Powerful Event and Action Management

- Up to 32 event types and 19 action types
- Four main event types for instant event notification
- Event search to explore event data in a smarter and more efficient way
- Chain event to reduce the rate of false alarm
- Event & action summary to quickly check configuration

Events

Camera Events

Camera Connection Lost, Camera Connection Lost Delay, Camera Motion Detection, Camera Audio Detection, Camera Digital Input, Camera Cross Line Detection, Camera Tampering Detection, People Counting Threshold Alarm, Temperature Detection, Loitering Detection, Foreign Object Detection, Missing Object Detection, Advanced Motion Detection, Human Detection, Low FPS

NVR Events

NVR Connection Lost, UPS Low Power Warning, Storage Threshold Warning, NVR Recovery from Power Outage, Built-in Digital Input, External Event (HTTP in), NTP Time Sync Failed

NVR Storage Events

RAID Degraded, RAID Rebuilding, RAID Failed, iSCSI Disconnected

NVR Hardware Events

CPU Temperature Warning, CPU Fan Warning, System Fan Warning, HDD Error Warning, HDD Fail Warning, Redundant Power Supply Failure

Actions

PC Alert Sound, Event Log History, Video Pop-out Window, Highlight Video Window, Event Recording, E-Mail Notification, Video Clip via E-Mail, Snapshot via E-mail, Camera Digital Output, SNMP Trap, Stack Light, External IO Box, User Defined Action, Backup to External FTP Server, Built-in Digital Output, SMS, NVR Buzzer Alarm, Network Horn Speaker, Go to Preset Point

Chain Event

To ensure accuracy and satisfy different security needs, when all events are triggered within user-defined period of time (Expired Time), NVR will activate one or many actions.

One event to trigger many actions

Many events to trigger one action

Many events to trigger many actions

DIGIEVER NVR Video Backup

All-in-one Standalone Linux-embedded
4K Hardware Decode Network Video Recorder

DIGIEVER NVR as Multiple Backup Solutions

- DIGIEVER NVR as backup server
- Instant export while playback videos
- Export files with password on playback page
- Edge backup: simultaneous recording and mutual backup

DIGIEVER NVR as Backup Server

Preserve crucial camera videos from multiple DIGIEVER NVR with flexible schedule/ manual backup and view videos directly on backup server.

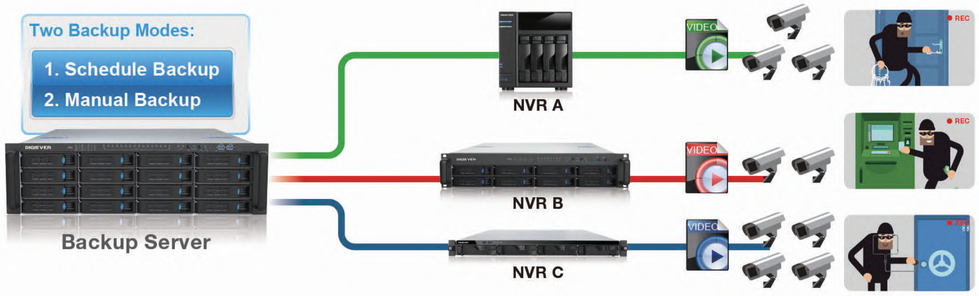

Edge Backup

Offer "simultaneous recording and mutual backup" solution to save vital camera videos firmly in two NVRs via enabling edge backup on both side.

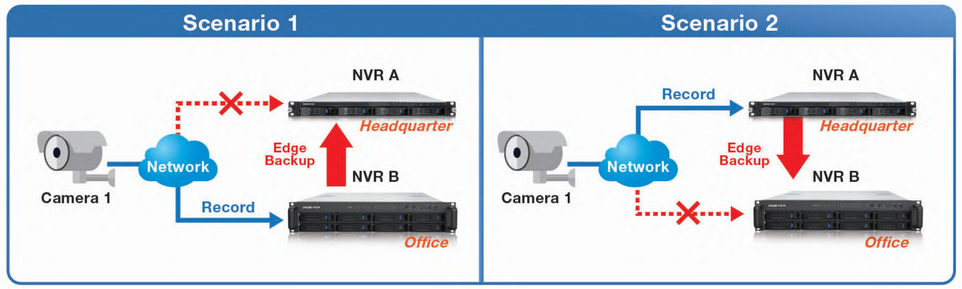

Diverse Backup Methods

- One touch USB backup
- Remote backup to NAS / FTP server
- Local backup to DIGIARRAY and USB devices
- Windows Networking and FTP service

One Touch USB Backup

Press either hardware USB BACKUP button or software USB BACKUP virtual button, and easily export the video files to external USB device, including USB dongle and USB type DVD burner.

Video Backup to Various External Devices

To keep confidential videos for a longer time, NVR can smartly back up recorded videos to local DIGIARRAY, local USB devices or remote NAS, FTP server with a highly adjustable schedule.

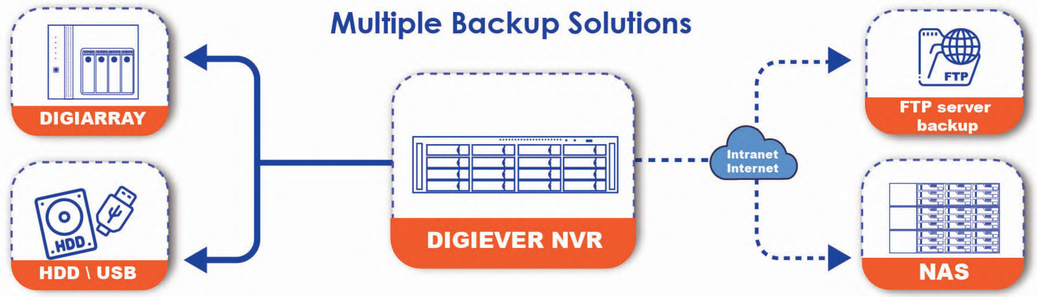

DIGIEVER NVR

Hardware & System

All-in-one Standalone Linux-embedded
4K Hardware Decode Network Video Recorder

Superior Hardware Design

- Intel high speed quad core CPU
- S.M.A.R.T HDD health monitoring
- Power resume after power shortage
- Up to 18 TB storage capacity per hard disk drive
- High network throughput for high megapixel recording
- Built-in DI/DO of 4-in 4-out
- Storage expansion via DIGIARRAY
- Built-in advanced RAID configuration with hot swappable design
- Password protection for power button shutdown (admin/power user)

S.M.A.R.T HDD Health Monitoring

To ensure comprehensive recording, NVR will constantly analyze HDD status, instantly report HDD reliability and automatically inform users of HDD error and HDD failed on liveview page with no need to configure NVR in advance.

Power Resume after Power Shortage

NVR will automatically recover system, restore missing files and send event notification when power resumes after an outage to assure completeness of video.

Advanced and Reliable Security System

- Stable and secure Linux-embedded system
- Detailed log information
- User privilege management
- NVR failover and system monitoring
- SNMP server to monitor NVR status
- Flexible permission and prohibition of IP range
- Diverse network services: share/ separate IP, load balance

Detailed Log Information

With over six clear log systems, users can do quick trouble shooting and security control of NVR.

Complete Log Record for Trouble Shooting

NVR Failover and System Monitoring

NVR failover is a reliable backup solution to maintain DIGIEVER IP video surveillance in case of NVR recording server failure situation.

NVR Failover and System Monitoring

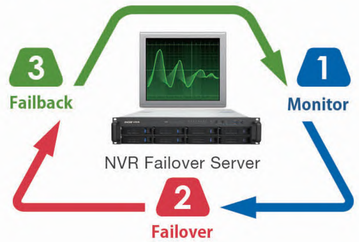

SNMP Server to Monitor NVR Status

Via SNMP server to remotely and centrally monitor diverse NVR status, users can largely save maintenance cost and effort.

DIGIEVER NVR

User Interface & Integration

All-in-one Standalone Linux-embedded
4K Hardware Decode Network Video Recorder

Smart and Simple Operation

- Multi-window operation
- Support 25+ language versions
- Trouble-free installation in 5 steps
- Intuitive localized keyboard layout
- Easy-to-use by USB mouse and keyboard
- The same user interface on local and remote
- Intelligent EZ search & upgrade tool for NVR
- Useful device web link for quick connection

Trouble-free Installation in 5 Steps

The deployment of DIGIEVER NVR is simple and easy by following the instruction of 5-step quick configuration.

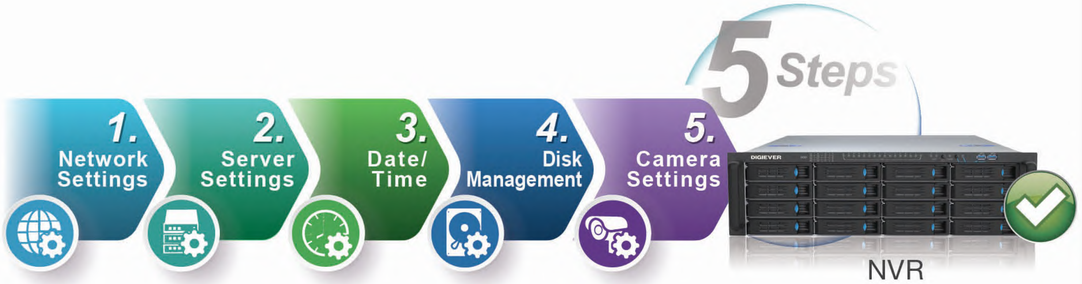

The Same User Interface on Local and Remote

Users can intuitively operate live-view, playback and configuration with the same design idea on local display and remote client to lower learning burdens.

Comprehensive and Powerful Integration

- Integrated with 120+ camera brands and 7500+ models
- Event search enhancement: people counting solution
- Integrated with IP video door intercom system*
- Integrated with access control device*
- Integrated with A/IO-D/IO box*
- Integrated with UPS device

Integrated with UPS Devices

NVR supports UPS (Uninterruptible Power Supply) to provide emergency power for unexpected power outage, to manage UPS information with efficiency and to perform smart shutdown and startup for NVR.



Smartly Guard Your Entrance

To enhance entrance surveillance, DIGIEVER NVR has integrated with IP video door intercom system and access control system for door monitoring and card management. Users can centrally control multiple sites of door stations and clearly identify visitors.

*Note1: DIGIEVER NVR supports Aiphone IX series for now.
*Note2: DIGIEVER NVR supports Advantech (ADAM-6024) Modbus A/IO-D/IO box for now.
*Note3: DIGIEVER NVR supports HID (V2000) and HUNDURE (RAC-960 and RAC-970) access control device for now.

NVR Failover Server

Multi-NVR NVR Failover Server

NVR Failover and Playback Function

- **Flexible N+1 Monitor Architecture:**
  - Monitor 4 NVRs by default (up to 16 NVRs by licenses)
- **Pre-built 64-channel Licenses:**
  - Simultaneous recording and monitoring for emergency
- **NVR Failover:**
  - Ensure 24/7/365 video monitoring, recording and event notification
- **Advanced Failover Detection:**
  - User-defined interval time to enable take-over for unstable network environment
- **NVR Failback & Video Synchronization:**
  - Make DIGIEVER NVR continue original surveillance serviceand start to monitor multiple NVRs.
  - At the same time, Failover server will upload recorded videos to NVR.
- **Playback Videos Anytime:**
  - Both NVR and Failover server can keep failover period's video for playback.
- **Easy to Backup Videos:**
  - Backup your important videos to external USB devices or computer.

Superior Hardware Design

- **18TB high Storage Capacity per HDD:**
  - Possess up to 288TB storage capacity
- **Diverse RAID Levels:**
  - Increase server reliability to protect crucial video data
- **Hot Swappable HDD Design:**
  - Replace the failed HDD on runtime
- **S.M.A.R.T HDD Health Monitoring:**
  - Prevent video loss from HDD failure in advance
- **Highly Integrated with UPS Device:**
  - Maintain surveillance functionality and keep you safer
- **Multi-language support:**
  - Satisfy localized user experience

Three Modes to Ensure NVR's Recording and Monitoring

1 Monitor mode: Monitor Multiple NVR

Failover server will check the NVR and its RAID status in user-defined interval (30-180 seconds).

NVR Status:
Once Failover server cannot contact to NVR in user-defined times (3 times in default) Failover server will take over NVR.

NVR RAID Status:
Once the RAID in NVR recording server is inactive, Failover server will take it over.

2 Failover mode: Takeover the failed NVR

When Failover server takes over the failed NVR, Failover server will check NVR and its RAID status every minute.

NVR Status:
Once Failover server successfully reconnected to NVR, Failover server will stop taking over that NVR.

NVR RAID Status:
Once Failover server detects that NVR has been changed with a new HDD and starts to record video, Failover server will stop taking over NVR.

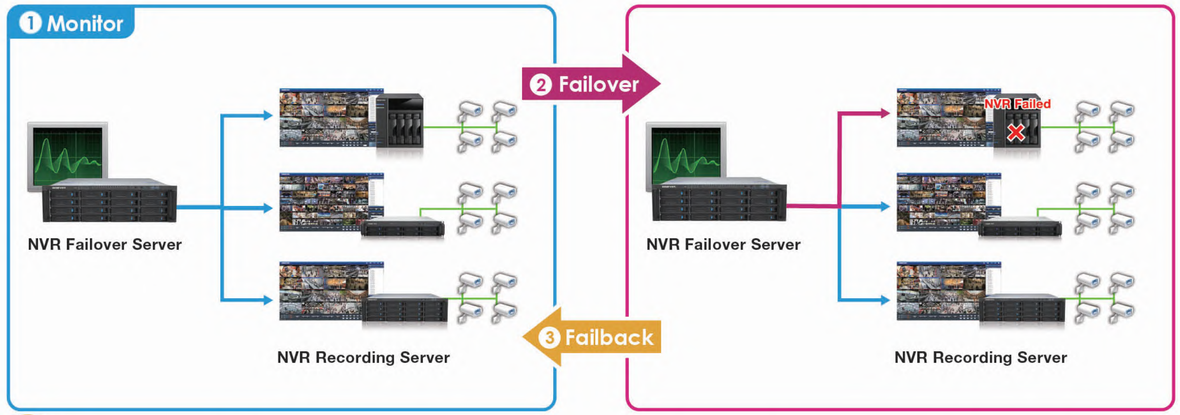

3 Failback mode: Synchronize failover period's video to NVR and monitor multiple NVRs

As soon as NVR goes back online, Failover server will stop taking over the NVR and switch to failback mode. In failback mode, Failover server will start to synchronize failover period's video to NVR and keep monitoring multiple NVRs.

The timing to start video synchronization: Failover server finished take-over NVR

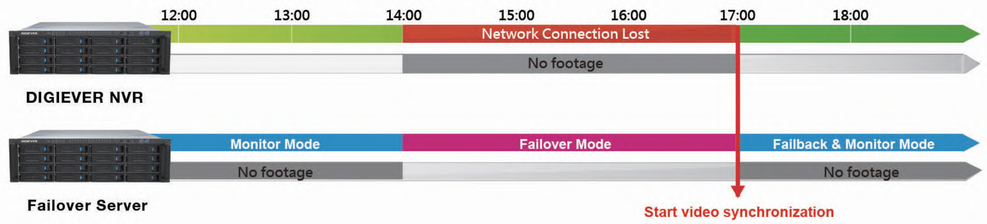

Video Backup Server

Multi-NVR Video Backup Server

Central Backup and Storage Capacity

- Central backup configuration:
  One backup server to satisfy crucial video backup needs without entering each NVR for video backup settings
- Up to 64 channels video backup from multiple NVRs
- Advanced backup schedule: Defined by camera
- Up to 288TB high storage capacity
- Flexible storage expansion ability via DIGIARRAY

Playback and Double Backup

- Directly playback video on Backup server
- Multi-server and multi-channel simultaneous playback
- Remote playback via PC, iOS/ Android device
- Smart search, region of interest (ROI), time-divided search and panomorph dewarp
- Instant export with portable NVRPlayer
- Video export with watermark to reveal ownership
- Double backup to DIGIARRAY/ USB devices

Superior Hardware Design

- Complete RAID levels
- Hot swappable HDD design
- S.M.A.R.T HDD health monitoring
- Network load balance
- Optional redundant power supply

Self-monitoring and Compatibility

- Smart self-monitoring and instant notification
- Highly integrated with UPS device
- Multi-language support

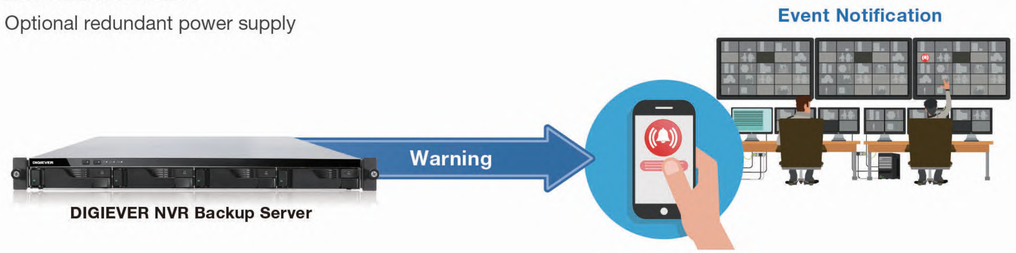

iSCSI Server

Linux-embedded iSCSI Storage Expansion Server for DIGIEVER NVR

N+M iSCSI Storage Expansion Architecture

Large-scale video storage expansion solution for DIGIEVER NVR

- Cost-effective Storage Expansion Platform
  One iSCSI server can be assigned for diverse DIGIEVER NVR for video storage
- Achieve the Highest Storage Utilization
  Up to 6 iSCSI LUN that can share to many DIGIEVER NVR

Remarkable Storage Capability

Maximum 336TB high storage capacity for long-term video storage

- Up to 256TB High Storage Capacity
  Support up to 16TB HDD
- Extra Storage Expansion Ability
  Expand extra 64TB storage capacity via DIGIARRAY
- Diverse RAID Levels
  Support RAID 0 /1 /5 /6 /10 to protect crucial videos
- Hot Swappable HDD Design
  Replace the failed HDD on runtime
- S.M.A.R.T HDD Health Monitoring
  Prevent video loss from HDD failure in advance

Self-Monitoring and Smart Notification

24/7 Self-monitoring to immediately notify any potential risks of iSCSI Server

- Event & Action Management
  Smart server self-monitoring and instant notification to solidly save your valuable videos

Multi-RAID Storage Management

Freely define different RAID types for future HDD expansion

- Multi-RAID Configuration
  Support up to 3 volume per iSCSI server;
  Maximum 5 volume by connecting to 2 units of DIGIARRAY
- Fast and Reliable Storage Expansion for DIGIEVER NVR
  Create extra new RAID volume in few minutes without stopping current recording task
- Optimized Fault Tolerance Ability
  Increase fault tolerance ability to protect your important video
  Eg. RAID5 (HDD x 3) + RAID6 (HDD x 4): Allow 3 HDD failure

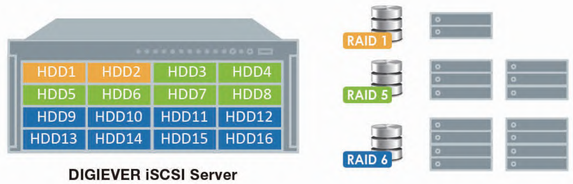

Superior Hardware Design

Ensure iSCSI Server works sound and safe

- Hot Swappable HDD Design
  Replace the failed HDD on runtime
- Highly Integrated with UPS Device
  Save important videos firmly and securely for unexpected electrical power lost
- Optional Redundant Power Supply
  Hot swappable power supply unit to replace the failed power unit on run time

DIGIARRAY

DA-4000E
Storage Expansion Box for DIGIEVER NVR

Robust Scalability up to 64TB

- Up to 16TB storage capacity per hard disk drive

Easy Deployment with Plug-and-Play Design

- Hot swappable design in case of HDD failure
- Storage portable design to move all HDDS to another DIGIARRAY

Multi-volume Storage Management

- No impact on NVR performance while expanding storage size
- Flexible RAID types configuration on NVR and DIGIARRAY respectively.

Rock-solid Hardware RAID

- Safe, reliable and high speed
- Various hardware RAID types: JBOD (Linear), RAID 0,1,5,10
- Quick RAID setting

Easy Expansion via eSATA Interface

- Fast and efficient video transmission: SATA III 6 Gbps transmission speed
- Quick connection with DIGIEVER NVR



Robust Scalability up to 64TB

One DIGIARRAY can expand up to 64TB storage capacity with 4 hard drives. Each hard drive supports up to 16TB capacity. In addition, one DIGIEVER NVR can be connected with up to 2 DIGIARRAY units and 8 HDDs in total.

Mobile NVR

MN-2100 Pro+ and MN-1100 Pro+ Series
The World's First Linux-embedded Wide-range Temperature 4K Hardware Decode Mobile NVR

E13 Linux intel inside 4K UHD H/W DECODE

Excellent Display Performance

- Up to 36 channels real-time local display
- Support 12 megapixel IP cameras
- Up to 300 Mbps network throughput
- Marvelous PC-less solution: Dual/ Mirror display
- Support 60 FPS and ImmerVision panomorph cameras

Superb Hardware Design

- Wide-range temperature (-20~70°C / -4~158°F) for tough environments
- Up to 2TB storage capacity per HDD
- Built-in 4 LAN ports with optional PoE power module
- Support optional Wi-Fi/4G and GPS/G-sensor

High Integration Ability

- Fleet management via DIGIEVER CMS
- Support third party VMS integration via DIGIEVER SDK

DIGIEVER CMS

Large-scale Central Management Software

DIGIEVER Central Management System (DIGIEVER CMS) is a powerful central management system that can centrally manage several DIGIEVER NVRs located on different sites. Composed of two intelligent video software, CMS-Client and CMS-Matrix, DIGIEVER CMS can manage large-scale surveillance efficiently and effectively.

CMS-Client

Central Management Software

- Manage up to 1024 channels via NVR
- Monitor up to 144 channels per page
- Multi-task monitoring on multi-monitor
  - Dual display window for vital cameras
  - Multi-layer dynamic E-map
  - Multi-channel playback, smart search and data search
  - Multi-NVR GPS monitoring via Google Maps API
  - Manage and configure video wall

CMS-Matrix

Video Wall Software

- Ideal for control room monitoring
- User-defined display mode
- Advanced schedule sequence group
- Flexible monitor scalability based on the number of display cards
- Dual stream auto switch to save bandwidth
- Restore point: save current monitor/layout settings



Intelligent Camera Management

- Classify a massive number of cameras into meaningful groups such as lobby, entrance, parking lots
- Utilize multi-level favorite groups to be more organized
- Define suitable display mode for each camera group
- Sequential mode with proper display intervals
- One-click group playback via camera group

Multi-level Favorite Groups

Via right-click menu, users can create a large number of sub-level favorite groups to organize the monitoring structures for management efficiency.

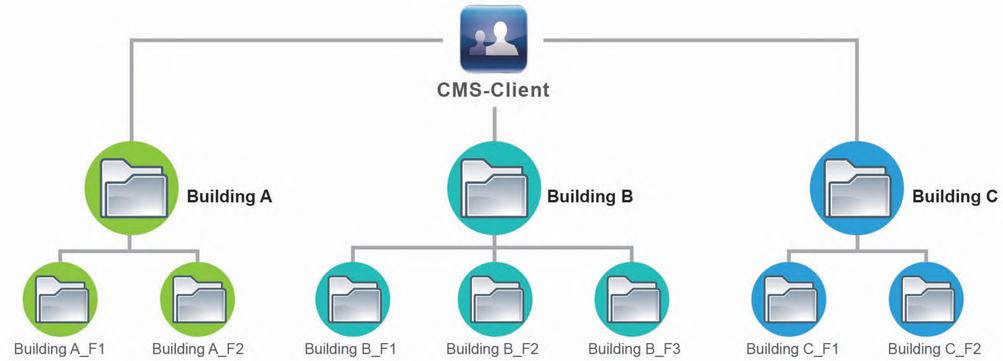

Sequential Mode with Proper Display Intervals

Users can configure diverse sequential modes and intervals for liveview monitoring to meet various surveillance requirements.

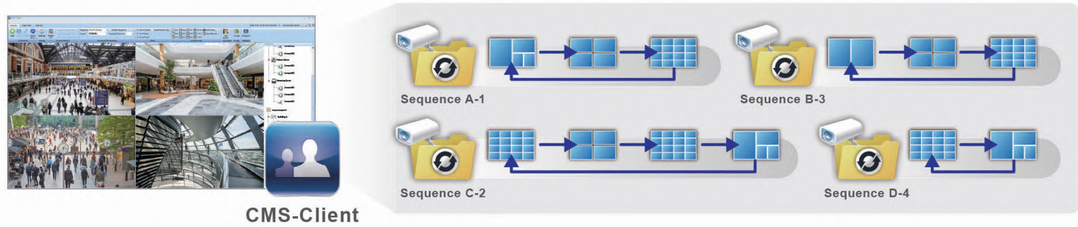

DIGIEVER CMS Monitoring

Large-scale Central Management Software

Intuitive Liveview Monitoring

- Manage up to 1024 channels via NVR
- Monitor up to 144 channels per page
- Dual display window for vital cameras
- Edit/ lock mode to enhance security level
- User-defined display mode
- Single and quattro video pop-out window
- Flexible schedule of event pop-out windows
- Instant playback to check suspicious objects
- Smart stream optimization to save bandwidth
- Region of Interest (ROI) to focus on multiple key subjects or areas
- Seamless central monitoring between Failover server and DIGIEVER NVR

Dual Display

CMS-Client features Liveview Dual Display to increase multi-task monitoring efficiency.
Users can monitor vital cameras on screen2 or on both two screens.

Single and Quattro Video Pop-out Window

When an event id triggered, CMS will inform users with single and quattro video pop-out windows.
Users can instantly check camera spots for event tracking.

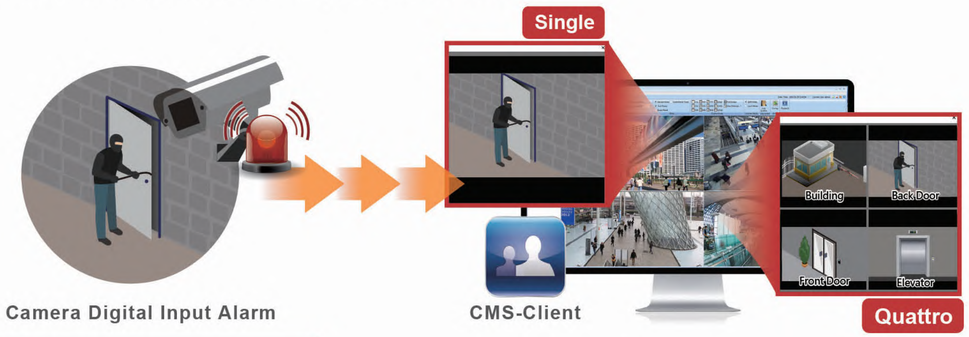

Edit/Lock Mode to Enhance Security Level

To enhance security level during monitoring, CMS offers edit mode and lock mode for users to secure the liveview page.

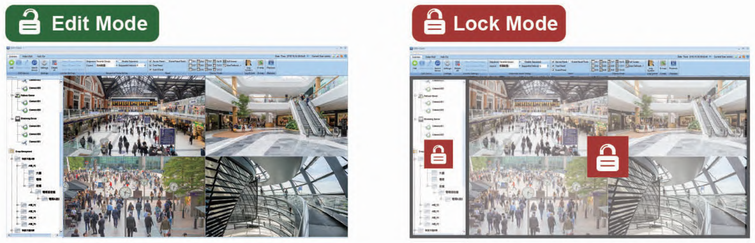

Instant Playback to Check Suspicious Objects

To check earlier videos, CMS provides two modes to execute instant playback directly on liveview page.
Users can examine playback videos up to 15 minutes earlier while monitoring the present situation.



Flexible Schedule of Event Pop-out Windows

For distinct monitoring requirement in different time and regions, users can set up regions and define the time range with flexibility to keep alert if an event happens.

DIGIEVER CMS E-map & Playback

Large-scale Central Management Software

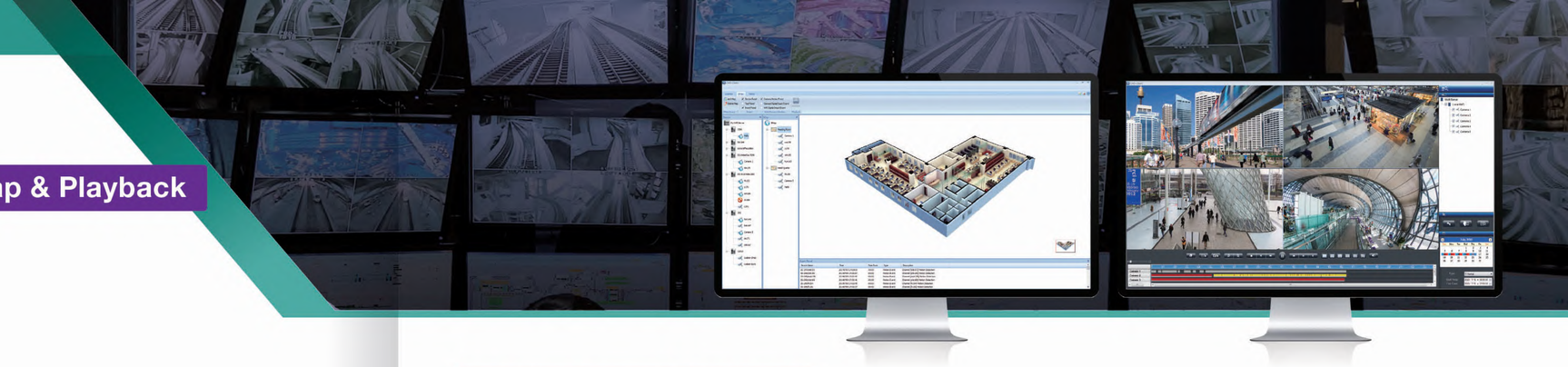

Interactive E-map Design

- Multi-layer map tree
- Customized camera icons by type, color, size, and direction
- Map sync server to synchronize E-map settings for diverse CMS-Client
- Lock mode to avoid careless operation
- Display corresponding map when event happens
- Camera icon warning when event happens
- Instant pop-out event window
- Instant Playback
- Thumbnail links to quickly access diverse maps
- Double-click for large video window to examine more details

Customized Camera Icons by Type, Color, Size, and Direction

Users can easily set up on-map cameras with 6 types, 5 colors, 3 sizes and 8 directions to arrange the deployment more intuitively.

Intuitive Event Notification

When an event is triggered, users can instantly know the device locations among multiple layers of maps via up to 10 pop-out windows at a time, the on-map icon in red alert, and the event auto-unfolding on map panel.

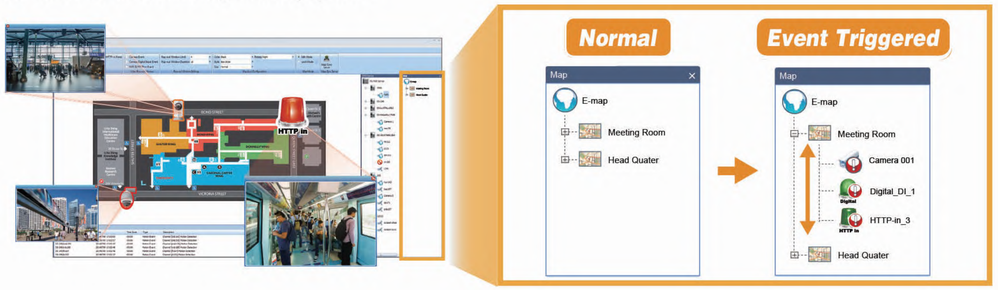

Multi-channel Playback

- Cross-NVR multi-channel playback
- Up to 16 channels simultaneous playback
- Time-divided playback
- Smart search to quickly find key video
- Data search to quickly find out key data from multi-NVR
- Thumbnail preview on time table
- Instant export while playback videos
- Add watermark when export video
- Export video with portable NVRPlayer
- Digital watermark check via NVRCheck

Smart Search and Data Search

To quickly find out key videos and data, users can utilize smart search and data search for analysis purpose to maximize recorded videos.

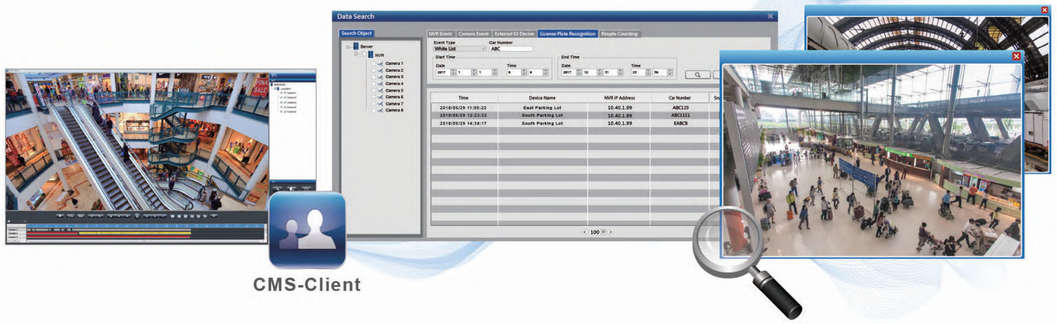

Instant Export and Add Watermark while Playback Videos

Users can export multi-channel videos to PC while playing recorded videos for precise video length and details. While exporting the videos, users can also add the watermark for more protection.

DIGIEVER CMS

System & CMS-Matrix

Large-scale Central Management Software



Flexible System Configuration

- Quick installation wizard
- Auto NVR detection
- Flexible license upgrade
- User privilege management: 5 levels with user-defined authority
- Detail log information for security control and trouble shooting
- Powerful event and action management: Up to 21 NVR event types and 9 action types
- Save/ load configuration to speed up surveillance deploymen
- Support 10+ language versions

Build Video Wall with CMS-Matrix

- Multi-monitor liveview monitoring
- User-defined display mode
- Support sequential mode
- Advanced schedule sequence group
- Support ImmerVision panamorph dewarp
- Assign different layouts to diverse monitors
- Preview video wall setting on CMS-Client
- Flexible monitor scalability based on the numbers of display cards
- Restore point: save monitor and layout settings

User Privilege Management

To distribute authority accurately, CMS offers 5 levels of privilege control: administrator, power user, user, operator and guest. Users can create accounts and assign different and precise authority.

Powerful Event and Action Management

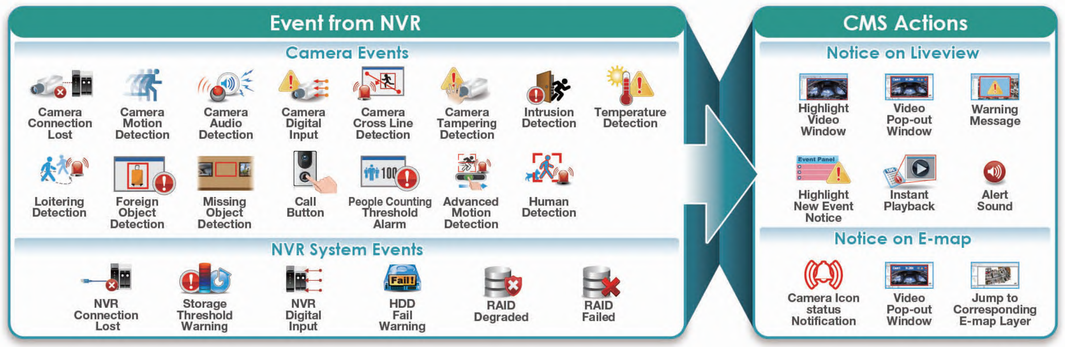

Preview Video Wall Setting on CMS-Client

For remote configuration, users can set up CMS-Matrix and preview the effect on CMS-Client in order to save time and change the deployment conveniently.

Advanced Schedule Sequence Group

Users can arrange flexible schedules with one-time setting, and CMS-Matrix will automatically switch to sequential liveview monitoring on time to increase efficiency.

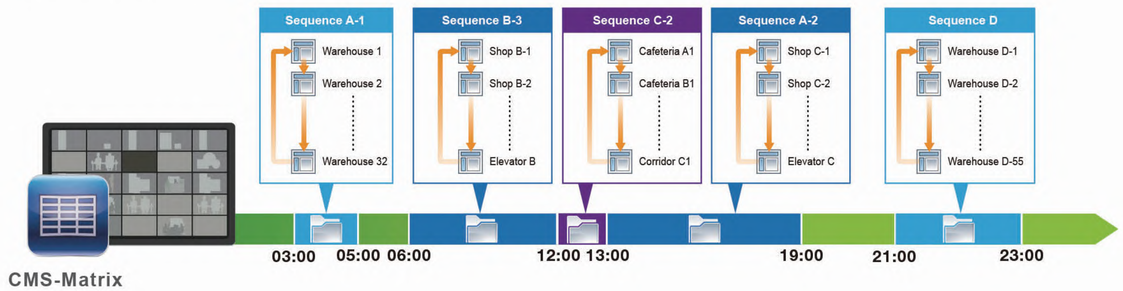

Streaming Server

Rackmount Linux-embedded Streaming Server

- For Multi-site Monitoring Need
- Extraordinary Portable 24/7/365 Surveillance Solution

Maximum 128-channel Connection

You can connect up to 128 channels with dual-stream for different access purposes. Streaming with higher resolution for recording while streaming with lower resolution for live monitoring, which can save bandwidth usage and offer you a faster access experience.

Liveview Monitoring Everywhere

All accounts can check live videos everywhere via software application on Windows PC, iOS and Android mobile devices. Via Streaming Server, you can smoothly monitor anytime and anyplace through DIGIEVER IP video surveillance solutions, such as DIGIEVER NVR, DIGIEVER CMS and Video Wall Station.

Powerful Streaming Forwarding Performance

Its streaming forwarding performance is ideal for remote simultaneous access for diverse devices and accounts. One streaming server can simultaneously provide up to 1000 streams, which can incredibly increase the scalability of remote monitoring deployment and decrease the limitation of IP cameras.

16-channel Simultaneous Playback

Streaming Server features 16-channel simultaneous playback for cameras that are added via DIGIEVER NVR in the LAN environment. The design of play-back is the same as DIGIEVER NVR. In addition to liveview monitoring, user can intuitively find the crucial video, take a snapshot and export the video on Streaming Server's remote client.

Advanced Streaming Authorization

Streaming Server authorization provides 3 levels of privilege management (Administrator, power user, and user) and allows you to create up to 1024 user accounts to define its camera access list for individual system management. It is a smart way to ensure the privacy and security of video data.

Smart Search and Data Search

Smart search allows users to intelligently find accidental events such as foreign object or missing object when the camera is added via DIGIEVER NVR. To find data recorded in DIGIEVER NVR, data search helps users to intuitively get the key date such as motion detection and people counting data.

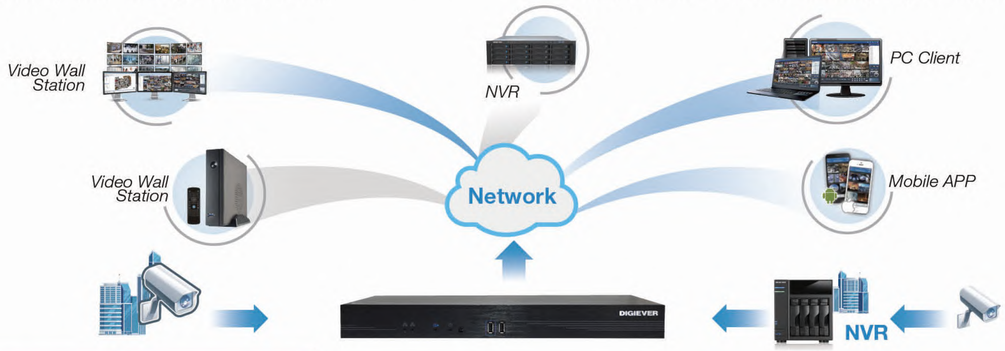

Video Wall Station

VD UHD Series/ VD UHD+ Series
The World's First 4K Hardware Decode, 4K Display and H.265 Linux-embedded Video Wall Station

Superb 4K Hardware Decode & 4K Local Display

- Support 12 megapixel IP camera
- Brilliant 4K display ability
- Support 3 display modes:
  4K UHD (3840x2160), Full HD (1920x1080) and XGA (1024x768) display
- Up to 64 channels liveview performance
- Marvelous PC-less solution: Dual/ Mirror display
- Dual-stream optimization for better video quality
- Support 60 FPS and ImmerVision panomorph dewarp

Multi-channel Playback

- 5 channels simultaneous playback from DIGIEVER NVRs
- Playback speed control to shorten video tracking time
- Intuitive Thumbnail preview

Advanced and Reliable Security System

- Reliable Linux security system
- Detail log information
- Flexible user privilege management

User-friendly Design

- Trouble-free installation in 4 steps
- Quickly add NVR and camera via UPnP search
- Save/ Load configuration file via USB dongle and PC
- PC-less operation with USB type keyboard and mouse
- Convenient remote controller via DIGIMobileV2 app

Comprehensive Compatible Capability

- Support H.265/H.264/MJPEG/M-PEG4/MxPEG video compression standard
- Support over 120 brands and more than 7000 IP cameras
- Support ONVIF/Generic RTSP & MJPEG

Various Applications

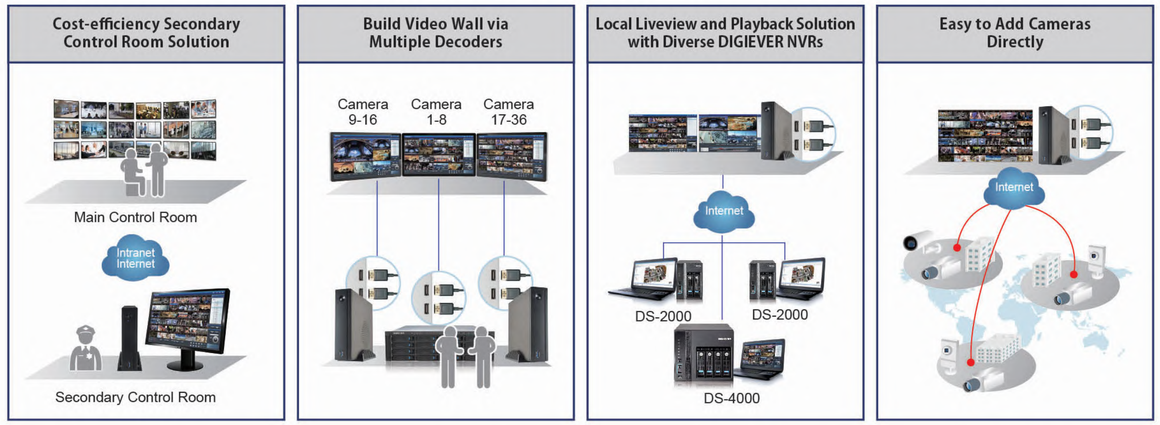

DIGIMobile V2

Monitoring Everywhere via
iOS & Android Mobile Devices

Liveview

- View videos from multiple phones at the same time
- ImmerVision panomorph dewarp in single-mode
- Dual stream auto switch
- Compression format: H.265, H.264, MJPEG, MxPEG
- Display mode: 1/2/4/6 and sequential mode
- Support PTZ control, pinch to zoom and audio

Playback

- Quick playback methods:
  Event playback and continuous playback
- Playback speed control: Fast forward and slow motion
- Frame by frame playback and rewind
- Support pinch to zoom and audio
- Time bar control

Advanced Features

- Quickly add NVR in LAN via EZ Search
- Directly control NVR liveview on local display
- Quick monitoring from favorites
- Multi-languages support
- Event push notification
- Instant event notification
- Quick event sorting method
- Two-way audio communication

Event Log

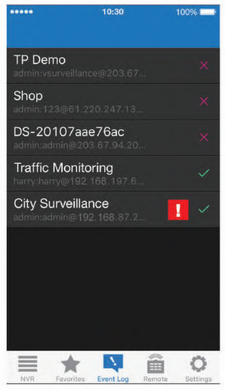

Remote Control

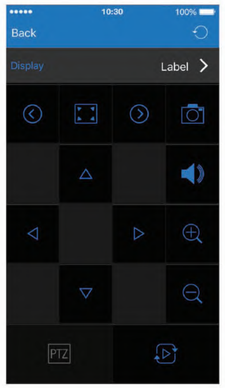

Favorites

ImmerVision
Panomorph Dewarp



Push Notification



DIGIEVER PoE Switch

FM Series
Enterprise Full Management Gigabit PoE Switch
with Advanced Surveillance Functions

Industrial Layer 2+ Full Management PoE Switch

- Spanning Tree (STP/ RSTP/ MSTP)
- QoS (CoS/ Rate Limitation/ Priority Queue)
- Snooping (IGMP/ IPv6 MLD)
- SNMP (v1/ v2c/ v3)
- Up to 4K of VLAN group numbers
- Storm Control (Broadcast/ Multi-cast/ Unknown Unicast)
- Sampled Flow
- IEEE 802.3ad -Link Aggregation Control
- IEEE 802.3x Flow Control
- Authorization on Radius/ TACACS+

Reliable and Easy-to-use Surveillance Ability

- Support QoS to prioritize video streaming in network traffic
- Ultra-high backplane capacity for data transmission
- Remotely restart network devices from PoE port management
- Up to 30W per port to power PTZ cameras
- Create large numbers of VLANs for network efficiency
- Built-in SFP cages with optional SFP transceivers for large-scale surveillance environment
- Generate network topology diagram to easily organize the network architecture
- Support dual firmware image to ensure stable operation

Professional PoE Port Management

- High scalability with diverse selection of PoE ports: 8, 16 and 24
- Up to 250W high PoE power budget
- IEEE 802.3 af/at standard compatible
- Adjustable voltage PoE (Max. 30W per port)
- Support power device detection for easy deployment
- Enable/Disable PoE port separately

Central Switch Management on DIGIEVER NVR

- Compatible to DIGIEVER NVR with simple installation
- Intuitive web-based configuration: Quickly search and name switches on DIGIEVER NVR
- Configure switch's IP address and restart switch on DIGIEVER NVR
- Intuitive configuration to monitor PoE power consumption
- On/off PoE port to restart PoE network devices from NVR
- Complete port overview to display camera's IP address

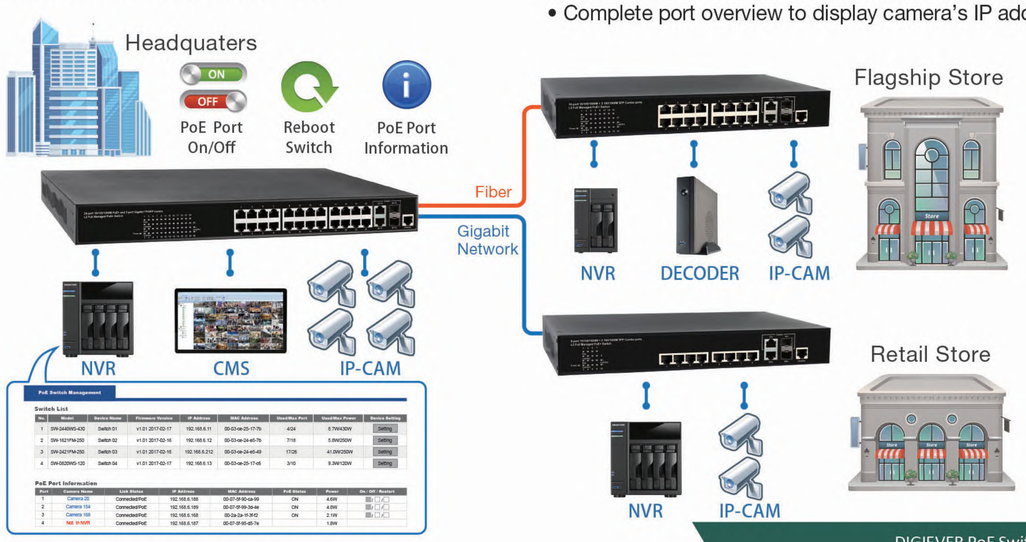

Specifications

	DIGIEVER NVR UHD Series		
DIGIEVER NVR	DS-16500-RM UHD series	DS-16400-RM UHD series	DS-16300-RM UHD series
Model Name	DS-165128/120/112/104/96/88/80/72/64-RM UHD	DS-16464/56/48/40-RM UHD	DS-16364/56/48/40/36/32/28/24/20/16-RM UHD
CPU	Intel Ultra-high Speed CPU		
Supported Channel Model	Up to 128/120/112/104/96/88/80/72/64	Up to 64/56/48/40	Up to 64/56/48/40/36/32/28/24/20/16
Operation System	Linux-embedded		
Maximum Network Throughput	650Mbps	550Mbps	450Mbps
Support Local Display	Yes (HDMI①/HDMI②)		
Max Resolution Support on Local Display	Up to 12 Megapixel /channel		
Max. Channel Supported on Local Display	Up to 64 channels / page		
H/W Decode Local Display Max. FPS in Single Page[1]	In 3840x2160 (4K) Display: 4K (8MP): 240 FPS, Full HD: 540 FPS, HD:960 FPS, CIF:1600 FPS (64CH) - (H.265 & H.264) In 1920x1080 (Full HD) Display: 4K (8MP): 270 FPS, Full HD: 780 FPS, HD: 1080 FPS, CIF: 1920 FPS (64CH) - (H.265 & H.264)		In 3840x2160 (4K) and 1920x1080 (Full HD) Display: 4K (8MP): 120 FPS, Full HD: 360 FPS, HD:480 FPS, CIF: 960 FPS(64CH), CIF: 1080 FPS(36CH) -(H.265 & H.264)
Video Format	H.265, H.264, MPEG-4, MJPEG, MxPEG, Zipstream (Depending on camera models)		
Built-in mini-CMS Server Monitoring[2]	Yes (Up to 256 channels)		
Storage Capacity per HDD	Up to 18TB (2.5"/3.5" HDD or SSD)		
Storage Expansion Units (DIGIARRAY)	2 Units		
HDD Tray	24 (NVR:16 + DIGIARRAY Storage Expansion: 8)		
Maximum Capacity[3]	Up to 416TB (NVR:288TB + DIGIARRAY Storage Expansion: 128TB)		
Disk Configuration	Linear (JBOD), RAID 0/1/5/6/10		
Built-in DI/DO(Digital Input/Digital Output)	4-in, 4-out		
Network Port[4]	2 x 2.5 Gigabit LAN		
USB Backup	Yes		
USB Connector	Front: 2 x USB 3.2 Gen 1x1(For USB Backup)/Rear: 4 x USB 3.2 Gen 1x1		
H/W Dimensions	133.2 (H) x 430.2 (W) x 554 (D) mm 5.2 (H) x 16.9 (W) x 21.8 (D) inch		

DIGIEVER NVR	DS-8500-RM UHD series	DS-8400-RM UHD series	DS-8300-RM UHD series	DS-8200-RM UHD series
Model Name	DS-85128/120/112/104/96 /88/80/72/64 -RM UHD	DS-8464/56/48/40-RM UHD	DS-8364/56/48/40-RM UHD	DS-8264/56/48/40/36/32/28 /24/20/16/12/08-RM UHD
CPU	IIntel Ultra-high Speed CPU			
Supported Channel Model	Up to 128/120/112/104/96/ 88/80/72/64	Up to 64/56/48/40	Up to 64/56/48/40	Up to 64/56/48/40/36/32/28 /24/20/16/12/08
Operation System	Linux-embedded			
Maximum Network Throughput	650Mbps	550Mbps	450Mbps	400Mbps
Support Local Display	Yes (HDMI①/HDMI②)			
Max Resolution Support on Local Display	Up to 12 Megapixel /channel			
Max. Channel Supported on Local Display	Up to 64 channels/ page			
H/W Decode Local Display Max. FPS in Single Page[1]	In3840x2160 (4K) Display: 4K (8MP): 240 FPS, Full HD: 540 FPS, HD:960 FPS, CIF:1600 FPS (64CH) - (H.265 & H.264) In 1920x1080 (Full HD) Display: 4K (8MP): 270 FPS, Full HD: 780 FPS, HD: 1080 FPS, CIF: 1920 FPS (64CH) - (H.265 & H.264)		In 3840x2160 (4K) Display: 4K (8MP): 120 FPS, Full HD: 360 FPS, HD:480 FPS, CIF: 960 FPS(64CH), CIF: 1080 FPS(36CH) -(H.265 & H.264) In 1920x1080 (Full HD) Display: 4K (8MP): 120 FPS, Full HD: 360 FPS, HD: 480 FPS, CIF: 960 FPS(64CH), CIF: 1080 FPS(36CH)- (H.265 & H.264)	
Video Format	H.265, H.264, MPEG-4, MJPEG, MxPEG, Zipstream (Depending on camera models)			
Built-in mini-CMS Server Monitoring[2]	Yes (Up to 256 channels)			
Storage Capacity per HDD	Up to 18 TB (2.5"/3.5" HDD or SSD)			
Storage Expansion Units (DIGIARRAY	2 Units			
HDD Tray	16 (NVR:8 + DIGIARRAY Storage Expansion: 8)			
Maximum Capacity[3]	Up to 272TB(NVR:144TB + DIGIARRAY Storage Expansion: 128TB)			
Disk Configuration	Linear (JBOD), RAID 0/1/5/6/10			
Built-in DI/DO(Digital Input/Digital Output)	4-in, 4-out			
Network Port[4]	2 x 2.5 Gigabit LAN			
USB Backup	Yes			
USB Connector	Front: 2 x USB 3.2 Gen 1x1 (For USB Backup) Rear: 4 x USB 3.2 Gen 1x1			
H/W Dimensions	88.2 (H) x 430 (W) x 554 (D) mm 3.5 (H) x16.9 (W) x 21.8 (D) inch			

Specifications

	DIGIEVER NVR UHD Series		
DIGIEVER NVR	DS-4100-RM series	DS-4200 UHD series	DS-2200 UHD series
Model Name	DS-4132/28/24/20/16/12/08-RM	DS-4236/32/28/24/20/16/12/08/04 UHD	DS-2224/20/16/12/08/04 UHD
CPU	Intel High Performance CPU	Intel High Performance CPU	Intel High Performance CPU
Supported Channel Model	Up to 32/28/24/20/16/12/08	Up to 36/32/28/24/20/16/12/08/04	Up to 24/20/16/12/08/04
Operation System	Linux-embedded	Linux-embedded	Linux-embedded
Maximum Network Throughput	400Mbps	400Mbps	360Mbps
Support Local Display Output (H.265 & 4K Decode)	Yes (HDMI 1.4)	Yes (2 x HDMI 2.0)	Yes (1 x HDMI 2.0 , 1 x HDMI 1.4)
4K Display	N/A	Yes	Yes (1 x HDMI 2.0)
Max Resolution Support on Local Display	Up to 12 Megapixel /channel	Up to 12 Megapixel /channel	Up to 12 Megapixel /channel
Max. Channel Supported on Local Display	Up to 32 Channels / page	Up to 36 Channels / page	Up to 25 Channels / page
H/W Decode Local Display Max. FPS in Single Page[1]	4K UHD (8MP):90FPS/ Full HD: 360FPS/ HD: 360FPS/ CIF: 480FPS	4K (8MP):120FPS/ Full HD:480FPS/ D1:480FPS/ CIF:900FPS	4K (8MP):120FPS/ Full HD:480FPS/HD:480FPS/ D1:480FPS
Video Format	H.265, H.264, MPEG-4, MJPEG, MxPEG, Zipstream (Depending on camera models)		
Built-in mini-CMS Server Monitoring[2]	Yes (Up to 256 channels)	Yes (Up to 256 channels)	Yes (Up to 256 channels)
Storage Capacity per HDD	Up to 18TB (2.5"/3.5" HDD or SSD)	Up to 18TB (2.5"/3.5" HDD or SSD)	Up to 18TB (2.5"/3.5" HDD or SSD)
Storage Expansion Units (DIGIARRAY)	-	-	-
HDD Tray	4	4	2
Maximum Capacity3	Up to 72TB	Up to 72TB	Up to 36TB
Disk Configuration	Linear (JBOD), RAID 0/1/5/6/10	Linear (JBOD), RAID 0/1/5/6/10	Linear (JBOD), RAID 0/1
Built-in DI/DO(Digital Input/Digital Output)	-	-	-
Network Port[4]	4 x Gigabit	2 x 2.5 Gigabit	2 x 2.5 Gigabit
USB Backup	Yes	Yes	Yes
USB Connector	4 x USB 3.2 Gen 1x1(Type A x4)	3 x USB 3.2 Gen 1x1	3 x USB 3.2 Gen 1x1
H/W Dimensions	44 (H) x 439 (W) x 515 (D) mm 1.73 (H) x 17.28 (W) x 20.27 (D) inch	185.5 (H) x 170 (W) x 230 (D) mm 7.3 (H) x 6.69 (W) x 9.05 (D) inch	163.5 (H) x 108 (W) x 230 (D) mm 6.43 (H) x 4.25 (W) x 9.05 (D) inch

Specifications

	DIGIEVER Mobile NVR Series	
DIGIEVER Mobile NVR	MN-2100 Pro+ series	MN-1100 Pro+ series
Model Name	MN-2136/2132/2125/2120/2116/2112/2109/2105 Pro+	MN-1136/1132/1125/1120/1116/1112/1109/1105 Pro+
CPU	Intel High Performance CPU	Intel High Performance CPU
Memory	2GB (up to 8GB)	2GB (up to 8GB)
Supported Channel	Up to 36/32/32/25/20/16/12/9/5	Up to 36/32/32/25/20/16/12/9/5
Operation System	Linux-embedded	Linux-embedded
Maximum Network Throughput	300Mbps	300Mbps
Support Local Display	Yes (HDMI/ VGA)	
Max Resolution Support on Local Display	Up to 12 Megapixel /channel	
Max Channel Supported on Local Display	Up to 36 channels/ page	
H/W Decode Local Display Max. FPS in Single Page[1]	Resolution up to 8MP(4K UHD)/ 4MP:120FPS/ Full HD:300FPS/ HD:600FPS/ D1:900FPS (H.264)	
Video Format	H.264, MPEG-4, MJPEG, MxPEG, Zipstream (Depending on camera models)	
Storage Capacity per HDD	Up to 2TB (SSD/ 2.5" HDD)	
HDD Tray	2	1
Maximum Capacity[2]	Up to 4TB	Up to 2TB
Disk Configuration	Linear(JBOD), RAID 0/1	Linear(JBOD)
Built-in DI/DO(Digital Input/Digital Output)	4-in, 4-out	
Network Port[3]	4 x Gigabit	
USB Backup	Yes	
Optional Module	4G/ Wi-Fi/ GPS/ PoE/ Anti-vibration kit for 2.5" HDD/ Adaptor (AC 100V~240V)	
Power Ignition Module	Yes	
USB Connector	Front: 4 x USB2.0	Front: 4 x USB2.0
Operating Temperature	-20 ~70° C / -4 ~158° F	-20 ~70° C / -4 ~158° F
H/W Dimensions	77.3(H) x 273.8(W) x 188(D) mm 3.04(H) x 10.78(W) x 7.4(D) inch	64.8(H) x 273.8(W) x 188(D) mm 2.55(H) x 10.78(W) x 7.4(D) inch

Note 1. H/W decode local display max. FPS in single page is based on H.264 camera compression format and Full HD display.
Note 2. Built-in mini-CMS server monitoring is not supported on local display interface.
Note 3. The standard system is shipped without HDD.
Note 4. User is advised to connect cameras and DIGIEVER NVR with gigabit switch.

Failover Server & Backup Server

Specifications

	DIGIEVER Failover Server Series			
DIGIEVER Failover Server	DFS-16300-RM series	DFS-8200-RM series	DBS-4100-RM series	DFS-4200 series
Model Name	DFS-16364-RM/ DFS-16332-RM	DFS-8264-RM/ DFS-8232-RM	DFS-4132-RM	DFS-4336
CPU	Intel High Speed CPU	Intel High Speed CPU	Intel High Performance CPU	Intel High Performance CPU
Supported Channel	64/ 32 channels	64/ 32 channels	32 channels	32 channels
Operation System	Linux-embedded			
Storage Capacity per HDD	Up to 18TB (2.5"/3.5" HDD or SSD)			
HDD Tray	16 (Hot Swappable)	8 (Hot Swappable)	4 (Hot Swappable)	4 (Hot Swappable)
Maximum Capacity[3]	Up to 288TB	Up to 144TB	Up to 72TB	Up to 72TB
Disk Configuration	Linear (JBOD), RAID 0/1/5/6/10			
Smart Monitoring	Monitor 4 NVRs by default(Optional up to 16 NVRs by license)			
Failover Recording Mode	1. NVR network disconnection 2. NVR is connected but not recording 3. NVR fails to recycle video files 4. NVR's HDD failed			
NVR Failback	Yes, within one minute			
Advanced Failover Detection	Yes, to set up when to take over			
Local Liveview & Playback	Yes			
Remote Liveview & Playback	Yes			
Mobile Device Monitoring	Yes, iOS and Android device			
Video Export & Backup	Yes, to USB device/ DIGIARRAY/ NAS			Yes, to USB device/ NAS
USB Connector	Front: 1 x USB2.0(For video export)/ Rear: 4 x USB2.0	Front: 1 x USB 3.2 Gen 1x1 (For video export)/ Rear: 4 x USB2.0	Rear: 4 x USB 3.2 Gen 1x1	Front: 1x USB 3.2 Gen 1x1 (For video export) / Rear: 2 x USB 3.2 Gen 1x1
Network Port[4]	2 x Gigabit	2 x Gigabit	4 x Gigabit	2 x 2.5 Gigabit
H/W Dimensions	113.4(H) x 481(W) x 551.5(D) mm 5.25(H) x 18.9(W) x 21.71(D) inch	88.1(H) x 481(W) x 554(D) mm 3.46(H) x 18.9(W) x 21.8(D) inch	44(H) x 439(W) x 515(D) mm 1.73(H) x 17.28(W) x 20.27(D) inch	185.5(H) x 170(W) x 230(D) mm 7.3(H) x 6.69(W) x 9.05(D) inch

Specifications

	DIGIEVER Backup Server Series					
DIGIEVER Backup Server	DBS-16300-RM series	DBS-8200-RM series	DBS-4100-RM series	DBS-4200 series	DBS-4000 series	DBS-2000 series
Model Name	DBS-16364-RM/ DBS-16332-RM	DBS-8264-RM/ DBS-8232-RM	DBS-4132-RM	DBS-4136	DBS-4016	DBS-2016
CPU	Intel High Speed CPU	Intel High Speed CPU	Intel High Performance CPU	Intel High Performance CPU	RISC	
Supported Channel	64/ 32 channels	64/ 32 channels	32 channels	36 channels	16 channels	16 channels
Operation System	Linux-embedded	Linux-embedded	Linux-embedded	Linux-embedded	Linux-embedded	Linux-embedded
Storage Capacity per HDD	Up to 18TB (2.5"/3.5" HDD or SSD)	Up to 18TB (2.5"/3.5" HDD or SSD)	Up to 18TB (2.5"/3.5" HDD or SSD)	Up to 18TB (2.5"/3.5" HDD or SSD)	Up to 8TB (2.5"/3.5" HDD)	Up to 8TB (2.5"/3.5" HDD)
HDD Tray	24 (Hot Swappable) (NVR:16 + DIGIARRAY Storage Expansion: 8)	16 (Hot Swappable) (NVR:8 + DIGIARRAY Storage Expansion: 8)	4 (Hot Swappable)	4 (Hot Swappable)	12 (Hot Swappable) (NVR:4 + DIGIARRAY Storage Expansion: 8)	10 (Hot Swappable) (NVR:2 + DIGIARRAY Storage Expansion: 8)
Storage Expansion Units (DIGIARRAY)	2 Units	2 Units	N/A	N/A	2 Units	2 Units
Maximum Capacity[3]	Up to 416TB (NVR:288TB + DIGIARRAY Storage Expansion: 128TB)	Up to 272TB (NVR:144TB + DIGIARRAY Storage Expansion: 128TB)	Up to 72TB	Up to 72TB	Up to 96TB (NVR:32TB + DIGIARRAY Storage Expansion: 64TB)	Up to 80TB (NVR:16TB + DIGIARRAY Storage Expansion: 64TB)
Video Format	AVI format					
File Format	H.265, H.264, MPEG-4, MJPEG, MxPEG, Zipstream (Depending on camera models)					
Video Backup Schedule	Yes, Define by camera channel					
Automatic Recycle	(1) Max. days of each camera (2) Total capacity percentage					
Disk Management	Linear (JBOD), RAID 0/1/5/6/10					Linear (JBOD), RAID 0/1
S.M.A.R.T HDD Health Monitoring	Yes					
Local Playback	1/4/5-channel simultaneous playback				-	
Remote Multi-server Playback	Up to 16 channels from multiple backup servers					
Playback via DIGIMobileV2	Yes, iOS and Android device					
Video Export	Yes, export to USB device/ DIGIARRAY		Yes, export to USB device		Yes, export to USB device/ DIGIARRAY	
USB Connector	Front: 1 x USB2.0 (For video export) / Rear: 4 x USB2.0	Front: 1 x USB 3.2 Gen 1x1(For video export) / Rear: 4 x USB2.0	Rear: 4 x USB 3.2 Gen 1x1	Front: 1xUSB 3.2 Gen 1x1(For video export) / Rear: 2 x USB 3.2 Gen 1x1	Front: 1 x USB2.0 (for video export)/ Rear: 2 x USB2.0	Front: 1 x USB2.0 (for video export)/ Rear: 2 x USB2.0
Network Port4	2 x Gigabit	2 x Gigabit	4 x Gigabit	2 x 2.5 Gigabit	1 x Gigabit	1 x Gigabit
H/W Dimensions	113.4(H) x 481(W) x 551.5(D) mm 5.25(H) x 18.9(W) x 21.71(D) inch	88.1(H) x 481(W) x 554(D) mm 3.46(H) x 18.9(W) x 21.8(D) inch	44(H) x 439(W) x 515(D) mm 1.73(H) x 17.28(W) x 20.27(D) inch	185.5(H) x 170(W) x 230(D) mm 7.3(H) x 6.69(W) x 9.05(D) inch	184.94(H) x205.3(W) x 245.8(D) mm 7.28(H) x 8.08(W) x 9.68(D) inch	164.94(H) x 114.97(W) x 246.1(D) mm 6.49(H) x 4.53(W) x 9.69(D) inch

iSCSI Server & DIGIARRAY

Specifications

	DIGIEVER iSCSI Server Series	
DIGIEVER iSCSI Server	IDS-T16000-RM	IDS-T8000-RM
Model Name	IDS-T16000-RM	IDS-T8000-RM
CPU	Intel High Speed CPU	Intel High Speed CPU
Operation System	Linux-embedded	
Storage Capacity per HDD	Up to 16TB (2.5"/3.5" HDD or SSD)	Up to 16TB (2.5"/3.5" HDD or SSD)
HDD Tray	16 (Hot Swappable)	8 (Hot Swappable)
Maximum Capacity[3]	Up to 256TB	Up to 128TB
Storage Expansion Units (DIGIARRAY)	2 Units	
Maximum Capacity with DIGIARRAY	Up to 384TB (NVR:256TB + DIGIARRAY Storage Expansion: 128TB)	Up to 256TB (NVR:128TB + DIGIARRAY Storage Expansion: 128TB)
Disk Configuration	Linear (JBOD), RAID 0/1/5/6/10	
S.M.A.R.T HDD Health Monitoring	Yes	Yes
Maximum LUN Number	Up to 6 LUNs for DIGIEVER NVR	Up to 5 LUNs for DIGIEVER NVR
Multi-RAID Number	Up to 3 volume	Up to 2 volume
Maximum RAID Number	Up to 5 volume with DIGIARRAY	Up to 4 volume with DIGIARRAY
USB Connector	Front: 1 x USB2.0 / Rear: 4 x USB2.0	Front: 1 x USB 3.2 Gen 1x1 / Rear: 4 x USB2.0
Network Port[4]	2 x Gigabit	
Two LAN Port Applications	Share IP, Separated IP, Load Balance	Share IP, Separated IP
H/W Dimensions	113.4(H) x 481(W) x 551.5(D) mm 5.25(H) x 18.9(W) x 21.71(D) inch	88.1(H) x 481(W) x 554(D) mm 3.46(H) x 18.9(W) x 21.8(D) inch
Optional	Redundant Power Supply with Hot-plug design	

Specifications

	DIGIARRAY
DIGIARRAY DA Series	DA-4000E
HDD Tray	4 (Swappable)
Hot Swap	Yes
Storage Capacity per HDD	Up to 16TB
Maximum Capacity	Up to 64TB (2.5"/3.5" SATA HDD x 4)
Disk Management	Linear(JBOD), RAID0, RAID1, RAID5, RAID10
RAID Algorithm	Hardware RAID
LED Indicator	eSATA, HDD1, HDD2, HDD3, HDD4
Port	eSATA
H/W Dimensions	184.94(H) x 205.3(W) x 245.8(D) mm 7.28(H) x 8.08(W) x 9.68(D) inch

All designs and specifications are subject to change without prior notice.

DIGIEVER CMS

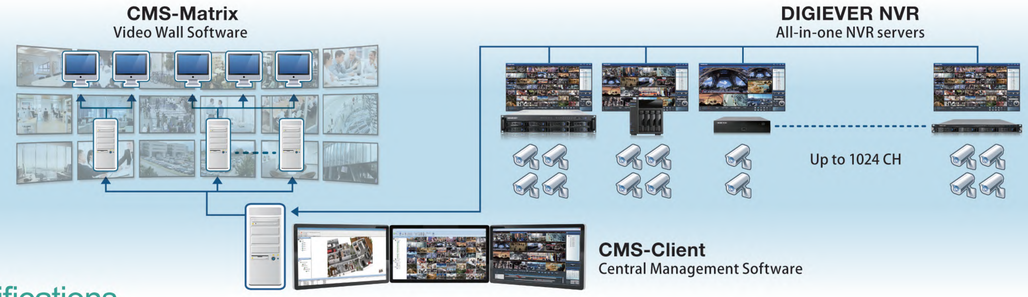

Specifications

CMS-Client (Central Management Software)	
Liveview	
Max. Channels	Manage up to 1,024 channels with multiple DIGIEVER NVRs, and display up to 64-channel liveview* on single liveview page for any important channel
User Privilege Management	Up to 5 privilege levels for different accounts: administrator, power user, user, operator and guest
Multi-account Management	Create account association between CMS and NVRs. One CMS account can directly access NVR servers
Customized Display Mode	1x1, 2x2, 3x3, 4x4, 5x5, 6x6, 7x7, 8x8, 9x9, 10x10, 11x11, 12x12, full screen, user-defined, ROI (Region of Interest)
Advanced Image Rotation	Allow users to easily rotate liveview channel to 90°, 180°, or 270° degree
Immervision Panomorph	Select suitable camera position (Ceiling, Ground, Wall) and display mode (PTZ, Quad, Parameter) for liveview monitoring
Smart Stream Optimization	Automatically adjust streaming quality, according to the different liveview display modes, to perform the best liveview quality
Group Management	Add favorite camera to customized group to display sequentially and to execute group playback
Highlight Video Window	Immediately highlight video channel with red frame to indicate event situation
Event Log History	A detail list of event history to check event information
Event Log Instant Playback	Quickly view event video via clicking play button on event panel
Liveview Instant Playback	Immediately check earlier suspicious behavior via right-click on liveview channel
Device Name Search	Quickly find managed NVR and camera by entering keyword
Save/Load Configuration	Export configuration file on PC and load it to other PC to speed up CMS deployment
E-Map	
Multi-layer Dynamic Maps	Build up multi-layered interactive maps to quickly locate trouble zones in a comprehensive overview.
Intuitive E-map Indicator	Change camera icon to desired type, color, size and direction
Multiple Image Formats Support	Upload maps in BMP, GIF, JPEG and PNG formats with no limitation of image size
Video Pop-out Window	Change to corresponding E-map instantly with a pop-out video window when event happens,including Camera Motion, Camera Digital Input, and NVR Digital Input event
E-map thumbnail links	Quickly access to other related maps to locate camera detail location from different aspects of maps
Camera Location Search	Direct users to E-map layer and pop out a video to let users check camera current situation by double-clicking the camera on device panel
Map Sync Server	synchronize E-map settings for diverse CMS-Client via external FTP server
Playback	
Multi-channel Playback	Maximum 16-channel simultaneous playback
Search Methods	Search by date, time and recording type(normal, event, video clip, recovery, time overlap)
Playback Control	Rewind, slow motion, fast forward, frame by frame playback and ROI (Region of Interest)
Smart Search	Five quick search modes: Motion Detection, Foreign Object Detection, Missing Object Detection, Loss Focus, and Camera Tampering Detection. Double click on smart search result to start playing the video
Dewarping Methods	Support Immervision panomorph and various de-warping methods
Video Export and Snapshot	Export video files and take snapshots to save any videos found in investigation
Video Wall Configuration (with CMS-Matrix)**	
Multi-Monitor Settings	Display monitor identification number on each monitor allowing users to assign suitable layout for diverse surveillance purposes
Flexible User-defined Layout	Create various styles of layout through user-defined layout tool
Sequential Setting	Enable sequential mode to display several layouts
Video Wall Setting Preview	Remotely preview video wall on CMS-Clients to speed up the video wall configuration
Dual-Stream Support	Manually choose stream 1 or stream 2 for each channel to save bandwidth
Restore Point	Restore previous monitor/layout setting when accidentally unplugged monitor's video output

CMS-Matrix (Video Wall Software)	
Flexible Monitors Scalability	Depend on display cards installed on PC
Monitor Availability	Execute command from CMS-Client to control the availability of monitors
Monitor Identification	Execute command from CMS-Client to display monitor identification number on screen
Save Current Monitor/Layout Settings	Restore previous monitor setting when reconnected to a monitor or be restarted
Highlight Video Window	Highlight liveview video window in red frame
Recording Status	Update recording status on video wall

*For more than 64 CH liveview at the same time, it is suggested to use CMS-Matrix as liveview video wall.
**CMS-Matrix is optional.

Streaming Server & Video Wall Station

Specifications

	DIGIEVER Streaming Server
DIGIEVER Streaming Server	SS-7000-RM
CPU	Intel i7 High Performance Processor
Operation System	Linux-embedded
Supported Channel	128
Dual-streaming per Channel	Yes
Forwarding Performance	Full HD with 4M bitrate : 300 streams / HD with 2M brirate : 500 streams / CIF with 512k britrate : 1000 streams
Maximum Number of Account	Up to 1024 accounts
User Privilege	Administrator, Power user and User
Network Load Balance	Yes
Video Format	H.265, H.264, MxPEG, MJPEG Axis Zipstream (Depending on camera models)
Supported Camera Resolution	Resolution up to 12 Megapixel per channel (H.264)
Remote Liveview	Yes, with multi-layer e-maps, pop-out event window, and double-clicking to have adjustable large pop-out window
Remote Playback (cameras are added from NVR)	Yes, retrieve up to 3-day 16-channel simultaneously playback
Network Port	2 x Gigabit
USB Connector	6 x USB2.0 (Front x 2, Rear x 4)
Video Output Connector	1 x HDMI, 1 x VGA(For local configuration)
Built-in DI/DO (Digital Input/Digital Output)	2-out
H/W Dimensions	44.4(H) x 428.2(W) x 251.3(D) mm 1.7(H) x 16.9(W) x 9.9(D) inch

Specifications

	Video Wall Station	
Video Wall Station	VD UHD+ series	VD UHD series
Model Name	VD-0036/25 UHD+	VD-0064/49/36/25 UHD
Supported Channel Model	Up to 36/25	Up to 64/49/36/25
Display Modes	1/2/3/4/5/6/8/9/10/12/16/20/25/30/32/36 & 5+1/12+1-channel & sequential and full screen	1/2/3/4/5/6/8/9/10/12/16/20/25/30/32/36/42/49/52/64 & 5+1/12+1-channel & sequential and full screen
Video output connector	Yes (2 x HDMI 2.0)	Yes (1 x HDMI 2.0, 1 x HDMI 1.4)
H/W Decode Max Resolution per Channel	Resolution up to 12 Megapixel (H.265 & H.264)	
Local Display Resolution	(1) HDMI 2.0 display port (HDMI①): 3840 x 2160 (4K UHD), 1920 x 1080 (Full HD), 1024 x 768 (XGA) (2) HDMI 2.0 display port (HDMI②): 1920 x 1080 (Full HD), 1024 x 768 (XGA)	(1) HDMI 2.0 display port: 3840 x 2160 (4K UHD), 1920 x 1080 (Full HD), 1024 x 768 (XGA) (2) HDMI 1.4 display port: 1920 x 1080 (Full HD), 1024 x 768 (XGA)
H.265 & H.264 Hardware Decode Max. FPS in Single Page	(1) In 3840x2160 (4K) Display: 4K(8MP):120FPS, Full HD: 360FPS, CIF: 1080FPS (2) In 1920x1080 (Full HD) Display: 4K (8MP):120FPS, Full HD: 480FP, CIF:1080FPS	
Video Compression Format	H.265, H.264, MJPEG, MxPEG, Zipstream	
CPU	Intel High Performance CPU	Intel High Performance CPU
Directly Connect to Camera	Yes. Support Integrated Cameras, ONVIF and Generic RTSP/MJPEG	Yes. Support Integrated Cameras, ONVIF and Generic RTSP/MJPEG
USB Connector	USB 1 x 3.2 Gen 1x1(Front), 2 x USB 3.2 Gen 1x1(Rear) (For keyboard &mouse and USB dongle)	4 x USB 3.2 Gen 1x1(3 x Type A, 1 x Type C) (For keyboard, mouse and USB dongle)
Audio	Yes	Yes
LAN Port	2 x Gigabit	2 x Gigabit
Remote Controller	Yes, via DIGIMobileV2 application (iOS & Andriod)	Yes (Optional)
H/W Dimensions	177(H) x 44(W) x 219(D) mm 6.96(H) x 1.73 (W) x 8.62(D) inch	177(H) x 43.8(W) x 229.3(D) mm 6.96(H) x 1.72 (W) x 9.02(D) inch

DIGIEVER PoE Switch

Specifications

DIGIEVER PoE Switch	SW-2421FM-250	SW-1621FM-250	SW-0821FM-120
Ports			
10/100/1000M RJ45 POE Ports	24	16	8
10/100/1000M RJ45 Uplink Port (Exclusive)	2	2	2
100/1000Base-X SFP Uplink Port	2	2	2
10/100/1000M RJ45 Uplink Port (Inclusive)	0	0	0
Command Line Port	1	1	1
Performance			
Backplane Capacity	52Gbps	36Gbps	20Gbps
Forwarding Rate	38.68Mpps	26.78Mpps	14.88Mpps
PoE			
IEEE 802.3 af/at Standard Compatible	o	o	o
Number of PoE Port	24	16	8
Max. Power Budget (PoE ports)	250W	250W	120W
Max. PoE Output Power per Port (Adjustable)	30W	30W	30W
Power Device(PD) Auto Detection	o	o	o
Enable/Disable PoE per Port	o	o	o
Overloading Protection	o	o	o
Priority Setting per Port	o	o	o
Power Level Setting per Port	o	o	o
Layer 2+ Features			
Auto-negotiation	o	o	o
Auto MDI/MDIX	o	o	o
Flow Control (802.3x in full-duplex and Back-Pressure in half-duplex)	o	o	o
Spanning Tree	IEEE 802.1D (STP), IEEE 802.1W(RSTP), IEEE802.1S (MSTP)		
Link Aggregation (Static Trunking)	o	o	o
Max. LACP Link Aggregation Group	13	9	5
Max. Port per Link Aggregation Group	8	8	8
IGMP Snooping (IPv4 Multi-cast v1/v2/v3)	o	o	o
IPv6 MLD Snooping (IPv6 Multi-cast v1/v2)	o	o	o
VLAN Group (Port-based)	4095	4095	4095
VLAN Group (Tag-based)	4095	4095	4095
Protocol-based VLAN	o	o	o
Voice VLAN	o	o	o
Multicast VLAN Registration (MVR)	o	o	o
QoS			
CoS (via IP DSCP and IEEE 802.1p)	o	o	o
Number of Priority Queue	8	8	8
Rate Limiting (Ingress, Egress, Per Port)	o	o	o
Priority Queue Scheduling (WRR, DSCP & Class of Service)	o	o	o
Security			
IEEE 802.1x	o	o	o
SSL	o	o	o
SSH	o	o	o
Port Security	o	o	o
IP Source Guard	o	o	o
RADIUS/TACACS+	o	o	o
Storm Control	o	o	o
Loop Detection	o	o	o
Web-based			
Web-based Management	o	o	o
Firmware Upgrade via HTTP	o	o	o
Configuration Download/Upload	o	o	o
Ping	o	o	o
LLDP (Link Layer Discovery Protocol)	o	o	o
Port Mirroring	o	o	o
Dual Firmware Images	o	o	o
NTP	o	o	o
SNMP (v1/v2c/v3)	o	o	o
RMON (Remote Network Monitoring)	o	o	o
DHCP	o	o	o
UPnP	o	o	o
S-Flow (Sampled Flow)	o	o	o
Hardware			
Dimensions (H*W*D)	44 x 440 × 331 mm 1.73 x 17.32 x 13.03 inch	44 x 330 x 210 mm 1.73 x 12.99 x 8.27inch	

DIGIEVER

DIGIEVER Corporation
No. 31-7, Xintai Rd., Zhubei City,
Hsinchu County 302, Taiwan, R.O.C.
Tel: +886-3-555-0556
www.digiever.com

Each product series has different certifications

Authorized Dealer

DIGIEVER IP Video Surveillance Solutions

V5007